

HAMPDEN-WILBRAHAM REGIONAL SCHOOL DISTRICT PROFILE

Superintendent's Statement

The Hampden-Wilbraham Regional School District is a fully accredited public school district educating approximately 3,107 students in grades PreK to 12. HWRSD maintains seven school buildings: one elementary and one middle school in Hampden, and three elementary, one middle and the regional high school in Wilbraham. A newly-constructed, technologically-advanced, safe and highly efficient Minnechaug Regional High School opened its doors to students in August 2012. The District is driven by a strong vision that shapes the development of school and district-wide improvement goals and improvement plans. Together, students, parents and staff work together as a true "community of learners" dedicated to a tradition of educational excellence. HWRSD students regularly demonstrate high levels of achievement and accomplishments in academics, athletics, community service and the arts. HWRSD parents and the wider community are actively involved in the educational process. Over 500 HWRSD employees provide our students with a range of academic experiences and services, a well-coordinated and aligned program of curriculum and instruction and a firm commitment to maintaining healthy and safe learning environments. HWRSD is committed to working with all stakeholders to provide educational excellence in a cost-effective, efficient manner.



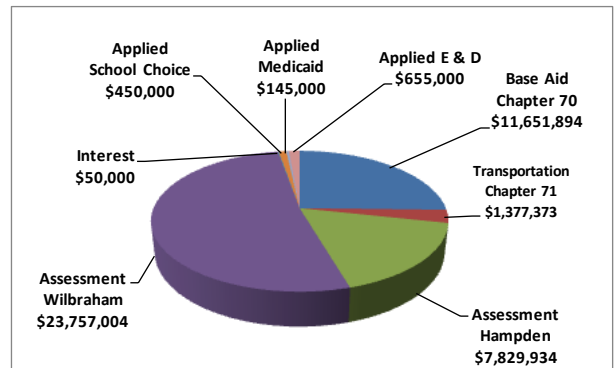
www.hwrzd.org

2014-2017 HWRSD District Improvement Plan

- Goal One:** Safety and Wellbeing: Development of policies, practices and strategies that promote the safety and wellbeing of the District's students and staff.
- Goal Two:** Meeting the Needs of all Learners: Consistent and effective focus on student achievement with attention to transitional planning, the social and academic curriculum and a tiered model of instruction.
- Goal Three:** 21st Century Teaching and Learning: Continually strengthen HWRSD's commitment and frameworks for designing a 21st Century approach to education.
- Goal Four:** Learning and Achievement: Focused implementation of a systematic and cyclical process of curriculum renewal and development at all grades, in all disciplines and the development and implementation of a personnel infrastructure that supports teaching and learning and improves achievement outcomes for all children.

Our 2016-2017 Operating Budget \$45,916,205

Base Aid Chapter 70	11,651,894
Transportation Chapter 71	1,377,373
Assessment Hampden (23.9395%)	7,829,934
Assessment Wilbraham (76.0605%)	23,757,004
Interest	50,000
Applied School Choice	450,000
Applied Medicaid	145,000
Applied E & D	655,000



Our District

Accreditation	NEASC
Accountability and Assistance Level - District	Level 2
Green Meadows – Title I School (TA)	Level 2
Soule Road - Title I School (TA)	Level 2
Stony Hill - Title I School (TA)	Level 2
Thornton W. Burgess - Title I School (TA)	Level 2
Wilbraham Middle – Non-Title I School (NT)	Level 2
Minnechaug - Non-Title I School (NT)	Level 1
Mile Tree - Non-Title I School (NT)	Not Applicable

Our Schools	
Number of Campuses for 2016-17	
Elementary Schools	5
Middle Schools	2
High Schools	1
Total Square Feet	701,839
District Size	42.08 sq. miles

Our Students

	Enrollment by Gender (2016-17)	
	District	State
Male	1,550	488,985
Female	1,557	464,716
Total	3,107	953,748

Enrollment by Race/Ethnicity (2016-17)		
Race	% of District	% of State
African American	2.7	8.9
Asian	2.7	6.7
Hispanic	5.8	19.4
Native American	0.2	0.2
White	85.6	61.3
Native Hawaiian, Pacific Islander	0.1	0.1
Multi-Race, Non-Hispanic	2.9	3.4

Our Vision

In pursuit of educational excellence, the Hampden-Wilbraham Regional School District envisions an interactive learning community of creative, passionate thinkers in a safe and healthy environment, embracing opportunities to contribute to and compete in a global society while valuing honesty, integrity, responsibility, and respect for each individual.

RESPECT
ENVIRONMENT
INDIVIDUAL
GLOBAL
INTEGRITY
CREATIVE
COMMUNITY
EMBRACING

COMMUNITY
VALUING
PASSIONATE
ENVISION
EMBRACING
COMPETE

THINKERS
EDUCATIONAL
EXCELLENCE

Enrollment By Grade (2016-17)															
	PK	K	1	2	3	4	5	6	7	8	9	10	11	12	Total
Green Meadows	24	41	40	52	46	44	0	0	0	0	0	0	0	0	247
Mile Tree	40	141	134	0	0	0	0	0	0	0	0	0	0	0	315
Minnechaug	0	0	0	0	0	0	0	0	0	0	283	305	271	288	1,147
Soule Road	0	0	0	0	0	165	174	0	0	0	0	0	0	0	339
Stony Hill	0	0	0	144	159	0	0	0	0	0	0	0	0	0	303
Thornton Burgess	0	0	0	0	0	0	50	48	59	65	0	0	0	0	222
Wilbraham Middle	0	0	0	0	0	0	0	177	200	157	0	0	0	0	534
District	64	182	174	196	205	209	224	225	259	222	283	305	271	288	3,107

Nutrition Services

Lunch Price	Elem/MS \$2.75, HS \$3.00
Avg. Complete Lunches Served Daily	1,450
Avg. Equivalent Meals Served Daily	250
Avg. Total Meals Served Daily	1,700

Geographical Information

Hampden	19.65 Sq. Miles
Population (2010)	5,139
FY17 Tax Rate	\$19.29

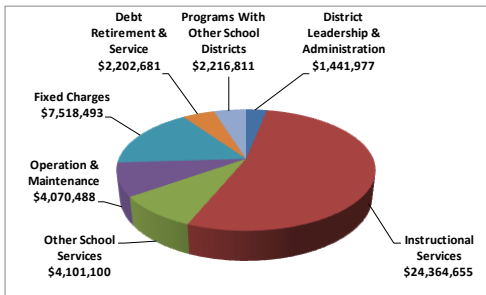
Wilbraham	22.43 Sq. Miles
Population (2010)	14,868
FY17 Tax Rate	\$22.00

Regional Transportation

Number of Buses Running Daily	52
Cost per Bus Regular Transportation	\$55,951
Cost per Bus Special Education Transportation	\$62,818

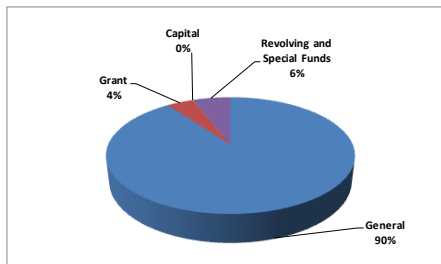
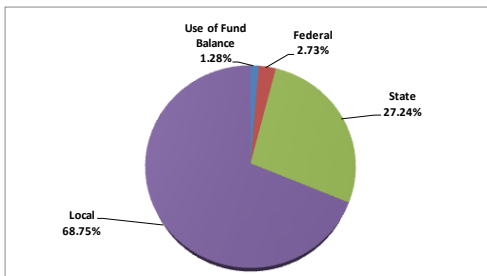
Financial/Basic Data

Our 2016-2017 Expenditures \$45,916,205



E & D Certified Balance	\$779,099
Federal Grants	\$1,391,025
State Grants	\$221,666
Per Pupil Expenditure (2015)	\$13,830
Per Pupil Expenditure State Average (2015)	\$14,943

Percent of State Aid



2016 MCAS Test Results

Percent of Students Scoring Proficient or Higher

Grade	Reading	Math	ELA	Science
Grade 3	69	80		
Grade 4		62	64	
Grade 5		65	72	63
Grade 6		60	77	
Grade 7		59	88	
Grade 8		5566	89	47
Grade 10		87	97	80

Performance/Student Data

Our District Accreditation NEASC
 NEASC 2009 Accountability Ratings Academically Acceptable

2016 MCAS % Proficient or Higher			
ELA	80%	Science	64%
Math	69%		

Additional Academic Facts

2015 Number of Graduates	297
% Continuing Education	93

2016-2017 Employees

Total Number of Employees	485
Administrative	16
Custodial/Maintenance	23
Food Service	37
Independents	41
Nurses	8
Paraprofessionals	92
Teachers, Counselors, ETL's, Psychologists	249
Clerical	19

Teacher Salary (BA Step 1)	\$43,871
Teacher Salary (M +30 Step 1)	\$52,562
Teacher Retention Rate	87.5%

Teacher Data (2015-16)	District	State
Total # of Teachers	212.5	72,384.10
% of Teachers Licensed in Teaching Assignment	99.6	97.4
Total # of Classes in Core Academic Areas	979	348,472
Who are Highly Qualified	100	96.3
Student/Teacher Ratio	14.8 to 1	13.2 to 1

Debt Service Schedules

	FY17
School Building Addition	
• \$930,000 Stony Hill School & Mile Tree School	\$50,528
School Project	
• \$2,738,000 Green Meadows School	\$219,600
School Building Project	
• \$22,000,000 Minnechaug Regional High School	\$1,423,000
• \$ 7,025,000 Minnechaug Regional High School	\$459,294
• \$ 5,030,000 Minnechaug Regional High School	\$192,694
Sewer Betterment	
• \$1,351,600 Hampden-Wilbraham RSD	\$111,507
Total FY17 Debt Service Amount	\$2,456,623