







OPELOUSAS SENIOR HIGH SCHOOL

2015-2016 • St. Landry Parish • Grades 9-12 • 049032

D

768 Enrolled • 10% Special Education • 80% Economically Disadvantaged

SPS = 61.8



INDICATOR	SCHOOL	14/15 vs 15/16	MINORITY STUDENTS	STUDENTS WITH DISABILITIES	ECONOMICALLY DISADVANTAGED STUDENTS	DISTRICT	STATE	NATIONAL
End of Course Exams On Track (Good or Excellent)	46%	 DECLINING	41%	27%	40%	54%	61%	N/A
ACT: Average Score	18.2	 DECLINING	17.6	8.9	17.1	18.5	19.3	19.7
Graduates Earning 18 and Above on ACT or Silver and Higher on WorkKeys Certificates	60%	N/A	55%	30%	51%	75%	75%	N/A
Students Graduating in Four Years with a Diploma	57%	 DECLINING	56%	54%	53%	69%	78%	83%
Graduates Scoring 3+ on Advanced Placement Test or 50+ on CLEP	<5%	 STEADY	<5%	<5%	<5%	<5%	8%	22%
Graduates Earning TOPS-aligned Dual Enrollment Credit	<5%	 DECLINING	<5%	<5%	<5%	7%	18%	N/A
Students Enrolling in College after Graduating	50%	 DECLINING	48%	27%	44%	53%	58%	68%

DID THIS SCHOOL MAKE PROGRESS WITH STUDENTS WHO STRUGGLED ACADEMICALLY?

Schools earn a maximum of 10 progress points for students previously non-proficient but who exceeded expectations in the current year.

TOTAL POINTS EARNED

0.0

2013-2014		2014-2015		2015-2016		 FAMILY Support TOOLBOX	 DATA CENTER
D	SPS 62.1	D	SPS 68.0	D	SPS 61.8		