


# Branham High School College Applications September 13th, 2018



LOAN LY HONG (A-E)  
LLY@CUHSD.ORG

JOYCE DAVIS (F-L)  
JDAVIS@CUHSD.ORG

DANIELLE MORRELLA (M-RI)  
DMORRELLA@CUHSD.ORG

VINCE LEEBURN (RO-Z)  
[VLEEBURN@CUHSD.ORG](mailto:VLEEBURN@CUHSD.ORG)

PATRICIA PEREZ – COLLEGE AND CAREER  
SPECIALIST  
PPEREZ@CUHSD.ORG

# BUDGET CUTS AND CA PUBLIC SCHOOLS

- “Schools are looking for reasons to say NO to students”
  - If you don't make a deadline, admissions will be taken away
- Impaction/Eligibility vs Selection
  - <http://www.calstate.edu/SAS/impactioninfo.shtml>

What does this mean for you?

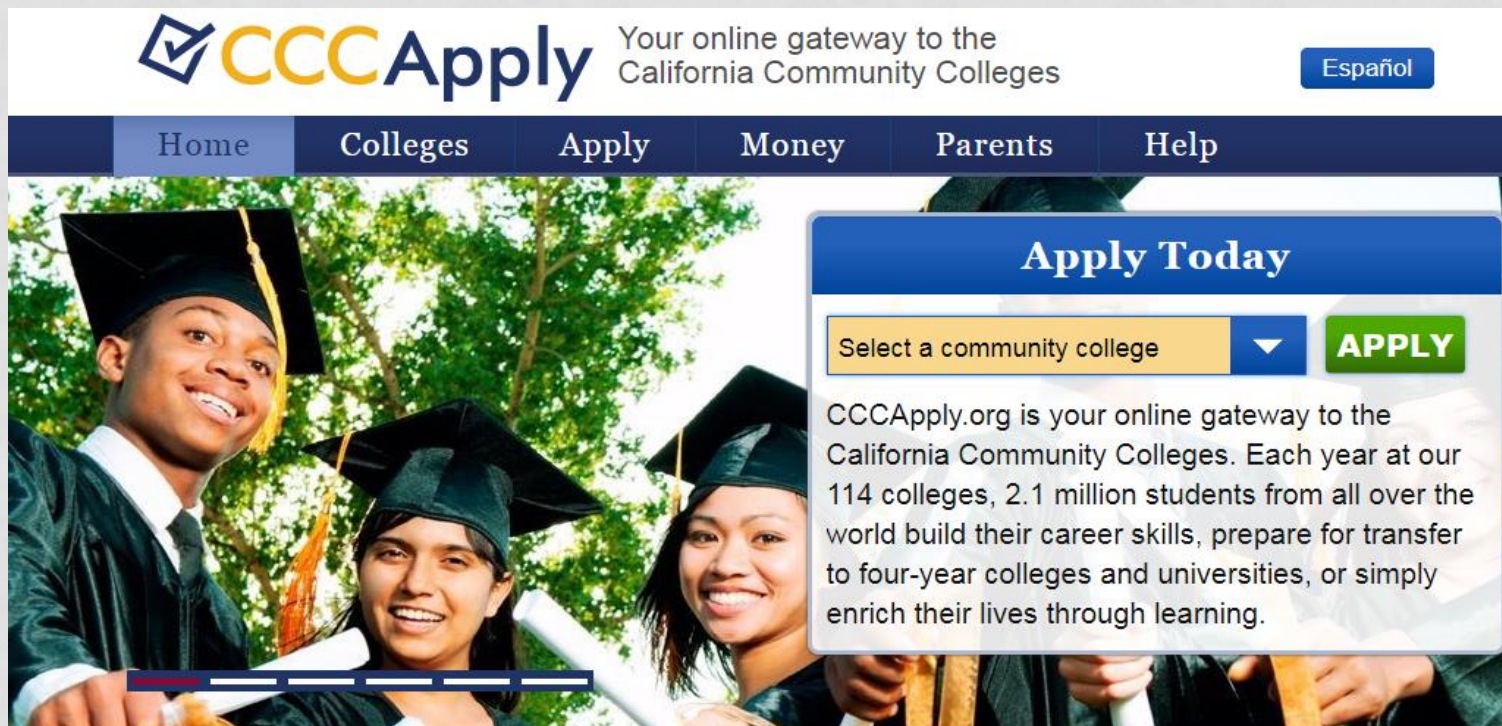
1. Meet all deadlines WELL in ADVANCE
2. Apply Broadly

# WHAT COLLEGES WANT

	Community College	CSU	UC	Private Schools
Application	Yes	Yes	Yes	Yes
Transcripts	No	Sometimes	No	Yes
SAT/ACT	No	Yes	Yes	Yes
Subject tests	No	No	Optional	Yes
Essay(s)	No	No	Yes	Yes
Letters of Rec	No	No	No*	Yes*
Interview	No	No	No	Optional

# COMMUNITY COLLEGE

- Must be 18 years of age or have a high school diploma or GED
- Cannot apply until spring semester, typically in March/April
  - [www.cccapply.org](http://www.cccapply.org)
- Must take placement test in the Spring



The screenshot displays the CCCApply website. At the top left is the logo for CCCApply, with the text "Your online gateway to the California Community Colleges" to its right. A blue button labeled "Español" is in the top right corner. Below the logo is a dark blue navigation bar with white text for "Home", "Colleges", "Apply", "Money", "Parents", and "Help". The main content area features a background image of three smiling graduates in caps and gowns. Overlaid on the right side is a white box with a blue header that says "Apply Today". Inside this box is a yellow dropdown menu labeled "Select a community college" with a downward arrow, and a green button labeled "APPLY". Below the form is a paragraph of text: "CCCApply.org is your online gateway to the California Community Colleges. Each year at our 114 colleges, 2.1 million students from all over the world build their career skills, prepare for transfer to four-year colleges and universities, or simply enrich their lives through learning."

# APPLICATION PROCESS CSU/UC

CSU - [www2.calstate.edu/apply](http://www2.calstate.edu/apply)

- Application will also require:
  - Official Transcripts (DO NOT send one until they request one from you. Most only ask for final)
  - Official Test Scores (SAT send to code 3594). (ACT send to one CSU before you take exam and then you can add other CSUs for free)

UC - [admissions.universityofcalifornia.edu](http://admissions.universityofcalifornia.edu)

- Application will also require:
  - 4 out of 8 personal insight questions
  - Additional comments, if relevant
  - Official Transcripts (DO NOT send one until they request one from you. Most only ask for final)
  - Official Test Scores (SAT/ACT send to only one campus all will get it)



# SENDING TRANSCRIPTS REMINDERS

CSUs and UCs – **DO NOT REQUIRE** a transcript when APPLYING

- Please do not request them on Naviance – if you already have, please delete

Common Application and Schools that require a School Report (SR)

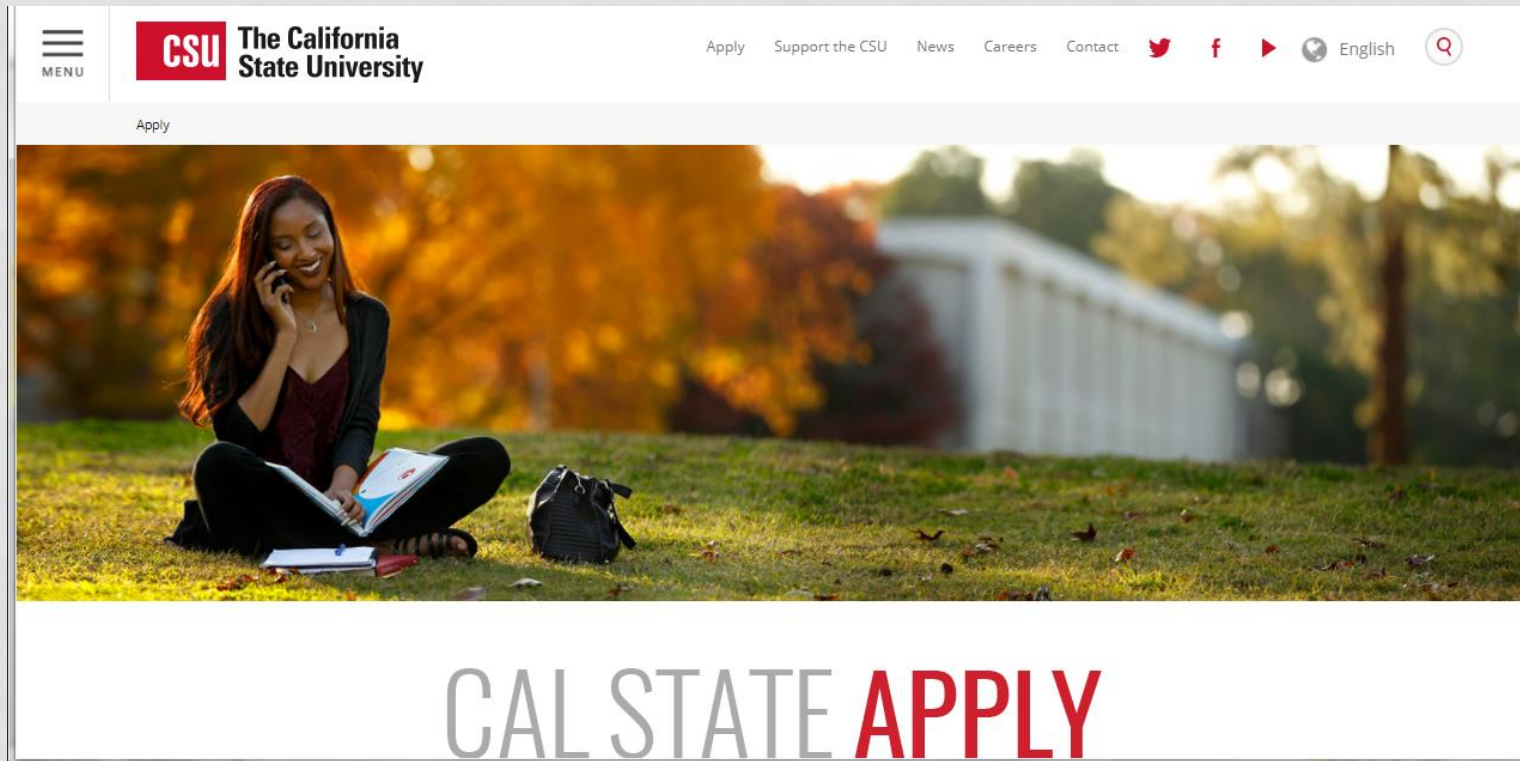
- **AUTOMATICALLY** get sent when you request SR
- Please do not request transcripts separately on Naviance – if you already have, please delete

# SENDING TEST SCORES

College	SAT	ACT
UC	Send to one, all others will receive	Send to one, all others will receive
CSU	Use code 3594 (under more search options) and it will go to all CSUS	Send to one school BEFORE you take exam OR apply and can send to other CSUs on the application for free
Private	Send to each school	Send to each school

# WWW2.CALSTATE.EDU/APPLY

- Oct 1 – Nov 30
- \$55 per application



The screenshot shows the top portion of the Cal State Apply website. On the left, there is a 'MENU' icon and the 'CSU The California State University' logo. To the right, a navigation bar includes links for 'Apply', 'Support the CSU', 'News', 'Careers', and 'Contact', along with social media icons for Twitter, Facebook, YouTube, and Instagram, and a language selector set to 'English'. Below the navigation is a 'Apply' button. The main visual is a photograph of a young woman with long dark hair sitting on a grassy lawn, talking on a mobile phone while looking at an open book. A black bag is on the grass next to her. The background features trees with autumn foliage and a white building. At the bottom of the page, the text 'CAL STATE APPLY' is displayed in a large, bold font, with 'CAL STATE' in grey and 'APPLY' in red.



# ADMISSIONS.UNIVERSITYOFCALIFORNIA.EDU

- Submission Window: Nov 1 – Nov 30
- Students can create an account now
- \$70 application fee

The screenshot shows the 'My UC Application' page on the University of California Admissions website. The page features a blue header with the University of California logo. Below the header, the main content area is divided into several sections:

- Sign In:** A section with two input fields for 'Email Address' and 'Password', a 'GO' button with a right-pointing arrow, and a link for 'Forgot your password?'.
- Create a New Account:** A section with the text 'If you don't have an account you can create one here.' and a blue button labeled 'NEW ACCOUNT' with a right-pointing arrow.
- Statement of Integrity:** A dashed-line box containing the text 'Statement of Integrity'.
- Need Help?:** A dashed-line box containing the text 'Need Help?' followed by contact information: 'Call the UC Application Center at (800) 207-1710 (within U.S.) or (310) 513-2715 (outside U.S.), or email [ucinfo@applyucsupport.net](mailto:ucinfo@applyucsupport.net)'.
- Questions?:** A dashed-line box containing the text 'Questions?' followed by the text: 'If I've already submitted my application and want to apply to an additional campus, should I start a new application?'.

# UC ELIGIBILITY INDEX

## **Statewide Context**

If you're in the top 9 percent of California high school graduates and aren't admitted to any of the UC campuses you apply to, you'll be offered a spot at another campus if space is available.

## **Eligible in the Local Context**

If you are a California resident and rank in the top 9 percent of students in your California high school class — and your high school participates in our ELC program — you may be eligible for ELC designation.

## **Admissions Index Instructions**

<http://www.universityofcalifornia.edu/admissions/freshman/california-residents/admissions-index/index.html>

# Comprehensive Review Factors

**Campuses draw from 14 academic and personal factors approved by University faculty, including:**

**Grades and test scores and:**

- Quality of senior year program
- Special talents, achievements & awards
- Promise for leadership
- Recent, marked improvement in academic performance
- Significant community service
- Participation in student government
- Intensive study and exploration of other cultures

Full list of factors:

[www.universityofcalifornia.edu/admissions/freshman/how-applications-reviewed/](http://www.universityofcalifornia.edu/admissions/freshman/how-applications-reviewed/)

# Personal Insight Questions

- Applicants are asked to respond to four out of eight questions.
- Each response is limited to a maximum of 350 words.
- Which questions you choose to answer is entirely up to you: But you should select questions that are most relevant to your experience and that best reflect your individual circumstances.

<http://admission.universityofcalifornia.edu/how-to-apply/personal-questions/freshman/>

[Video on How to Answer Personal Insight Questions](#)

# AVOID COMMON MISTAKES

- Talking about one campus: You're talking to all UC campuses you apply to in your responses
- Inappropriate use of humor
- Creative writing (poems, clichés)
- Quotations: We want to know your thoughts & words, not someone else's
- Generalities: Stick to facts and personal examples
- Repetition: Give us new info. we can't find in other sections of the application
- Asking philosophical questions: Get to the point and tell us what you mean
- Acronyms: Spell it out for us!



# Additional Comments Section

- ❑ Use Additional Comments box for clarification and expansion of important details.
- ❑ Describe anything else that you have not had the opportunity to include elsewhere in your application.
- ❑ The Additional Comments section is not required.

# TIPS FOR STUDENTS

## Presenting Themselves in the Application

- Carefully complete the application:
  - Tell us everything they want us to know
  - Major(s) of interest, if decided
  - Family background
  - Participation in activities
  - Use transcript(s) – don't guess about grades
  - Avoid abbreviations/acronyms

All of these tips provide context and clarity

# PRIVATE SCHOOL GENERAL INFO

- It is important that you ALWAYS read ALL INSTRUCTIONS thoroughly!
- Remember the following:
  - You must work with your counselor to apply to private schools
  - You must use Naviance if you are applying to a college/university
  - Deadlines are not suggestions!

# APPLICATION PROCESS PRIVATE COLLEGES

- Every school has it's own process
- Check if they use the Common Application – [www.commonapp.org](http://www.commonapp.org)
- Application will also require:
  - Personal College Essay
  - Required Supplemental Essay (varies by college)
  - Teacher Letter of Recommendations
  - SR: School Report (Through Counselor)
  - Official Transcripts (**included in the SR**)
  - Official Test Scores
- Application for Financial Aid may require:
  - CSS Profile – CollegeBoard website
  - FAFSA

*EVERY School has its OWN DEADLINES!*



# DEFINITIONS OF ADMISSION OPTIONS IN HIGHER EDUCATION



National Association for  
College Admission Counseling  
Guiding the way to higher education

## STUDENTS: WHICH COLLEGE ADMISSION PROCESS BEST SUITS YOU?

### Non-Restrictive Application Plans

#### Regular Decision

##### DEFINITION:

Students submit an application by a specified date and receive a decision in a clearly stated period of time.

##### COMMITMENT:

NON-BINDING

#### Rolling Admission

##### DEFINITION:

Institutions review applications as they are submitted and render admission decisions throughout the admission cycle.

##### COMMITMENT:

NON-BINDING

#### Early Action (EA)

##### DEFINITION:

Students apply early and receive a decision well in advance of the institution's regular response date.

##### COMMITMENT:

NON-BINDING

### Restrictive Application Plans

#### Early Decision (ED)

##### DEFINITION:

Students make a commitment to a first-choice institution where, if admitted they definitely will enroll. The application deadline and decision deadline occur early.

##### COMMITMENT:

BINDING

#### Restrictive Early Action (REA)

##### DEFINITION:

Students apply to an institution of preference and receive a decision early. They may be restricted from applying ED or EA or REA to other institutions. If offered enrollment, they have until May 1 to confirm.

##### COMMITMENT:

NON-BINDING

Students are not restricted from applying to other institutions and have until May 1 to consider their options and confirm enrollment.

Students are responsible for determining and following restrictions.



# PROVISIONAL ADMISSIONS

- All admission decisions are **provisional** until all required documents, including final transcripts of work in progress are received in the Office of Admissions.
- Failure to complete required courses or other eligibility requirements will void admission to the university.

# AFTER THE APPLICATION

- You should receive an email confirmation that a school received your application
- Set up “portal” for each school AND some schools may require an email account through their school
- Make sure your email is correct and professional on the application
- Follow all directions: Send Scores, Transcripts, etc. (Deadlines and request may vary between individual students”
- Check your account frequently: Students are responsible for monitoring their progress (at least once a week!)

# QUESTIONS?

## Contact School Counselors

- Loan Hong: [lly@cuhsd.org](mailto:lly@cuhsd.org)
- Joyce Davis: [jdavis@cuhsd.org](mailto:jdavis@cuhsd.org)
- Danielle Morrella: [dmorrella@cuhsd.org](mailto:dmorrella@cuhsd.org)
- Vince Leeburn: [vleeburn@cuhsd.org](mailto:vleeburn@cuhsd.org)

## College and Career Specialist

- Patricia Perez: [pperez@cuhsd.org](mailto:pperez@cuhsd.org)