


IN AN EMERGENCY

WHEN YOU HEAR IT. DO IT.




LOCKDOWN! LOCKS, LIGHTS, OUT OF SIGHT.

STUDENTS

Move away from sight
Maintain Silence
Do not open the door

TEACHER

Lock interior doors
Turn out the lights
Move away from sight
Do not open the door
Maintain silence
Take attendance




LOCKOUT! SECURE THE PERIMETER.

STUDENTS

Return inside
Business as usual

TEACHER

Bring everyone indoors
Lock perimeter doors
Increase situational awareness
Business as usual
Take attendance




EVACUATE! TO ANNOUNCED LOCATION.

STUDENTS

Bring your phone
Leave your stuff behind
Follow instructions

TEACHER

Lead evacuation to location
Take attendance
Notify if missing, extra or injured students




SHELTER! HAZARD AND SAFETY STRATEGY.

STUDENTS

Hazard	Safety Strategy
Tornado	Evacuate to shelter area
Hazmat	Seal the room
Earthquake	Drop, cover and hold
Tsunami	Get to high ground

TEACHER

Lead safety strategy
Take attendance



HOLD! IN YOUR CLASSROOM.

STUDENTS

Remain in the classroom even if there is a scheduled class change.

TEACHER

Remain in the classroom
Take attendance