

CLEP test practice & prep

Go to <https://tntel.info>

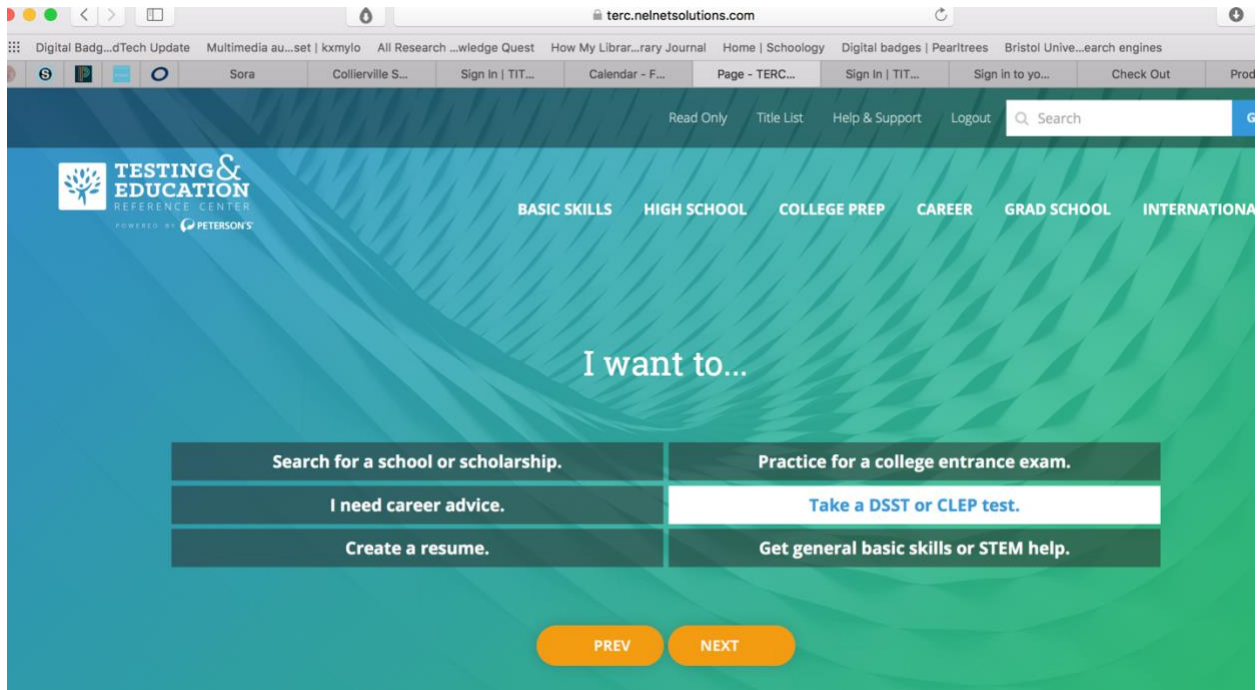
Choose the Test Prep (green) button.

The screenshot shows the homepage of the Tennessee Electronic Library. The browser address bar displays <https://tntel.info>. The page features a blue header with the Tennessee State Library and Archives logo and the text "Tennessee Electronic Library" and "Free resources for Tennesseans". A navigation menu includes "Home", "About", "All Resources", "Students", "General Public", "Educators", "Library Staff", and "News". Below the menu, there are four main service categories: "homework help" (blue), "test prep" (green), "career tools" (orange), and "genealogy" (red). Each category has a brief description of the services offered. To the right, there is a "Search" section with a search bar and links to "Search Gale" and "Advanced Search". Below the search section is a "Featured Resources" area.

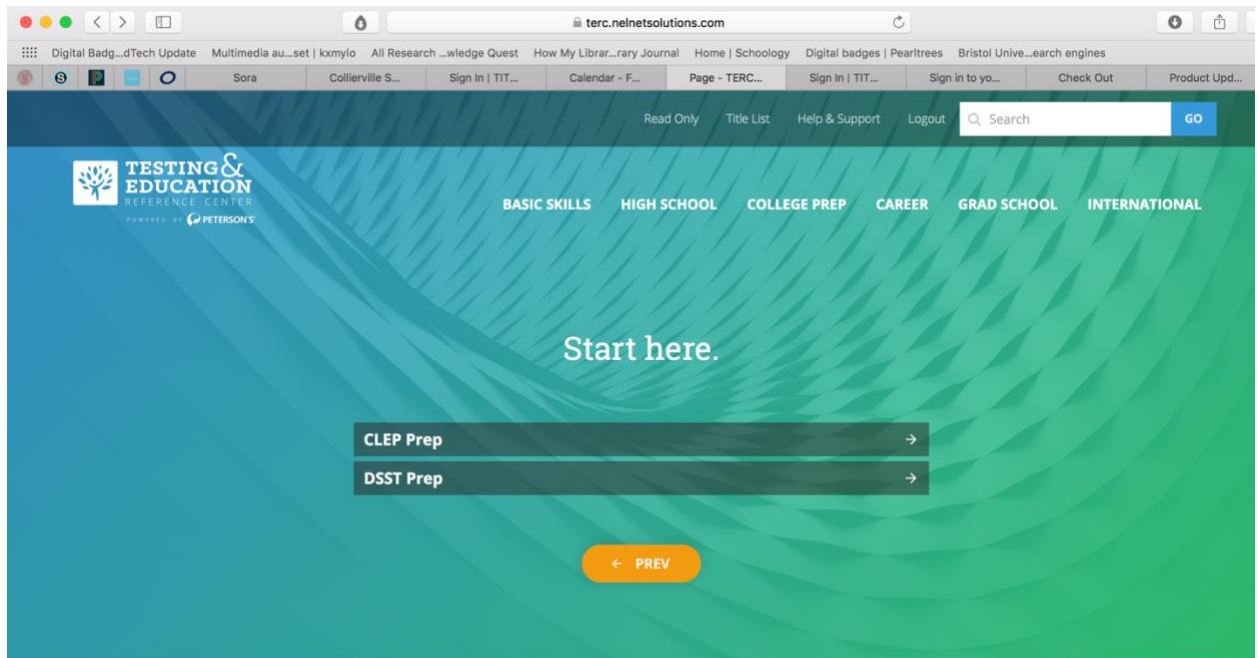
At the next screen, choose College.

The screenshot shows the Testing & Education Reference Center website. The browser address bar displays terc.nelnet.com. The page has a green and blue background with a pattern of overlapping circles. At the top, there is a navigation bar with "Read Only", "Title List", "Help & Support", "Logout", and a search bar with a "GO" button. Below the navigation bar, there are several menu items: "BASIC SKILLS", "HIGH SCHOOL", "COLLEGE PREP", "CAREER", "GRAD SCHOOL", and "INTERNATIONAL". The main content area features the question "What type of student are you?" and a grid of buttons for selection. The "College" button is highlighted with a checkmark. Below the grid is a large orange "START" button.

At the next screen, choose the DSST or CLEP option.



Then choose CLEP Prep.



On the CLEP page, scroll down to choose the online practice test you want.

The screenshot shows the top navigation bar of the CLEP website. It includes links for "Read Only", "Title List", "Help & Support", and "Logout", along with a search bar containing the text "Search" and a "GO" button. Below the navigation bar is a dark blue header with the "TESTING & EDUCATION REFERENCE CENTER" logo and the text "POWERED BY PETERSON'S". A teal banner below the header displays the word "CLEP".

The main content area features two columns. The left column contains two paragraphs of text about the CLEP program and a button labeled "Open All". The right column is titled "Articles" and lists three links: "Beat Test Stress", "CLEP Testing Information", and "Word of the Day".

Below the "Open All" button is a section titled "Online Practice Tests:" which lists three practice tests with expandable arrows:

- CLEP American Government Practice Tests
- CLEP American Literature Practice Tests
- CLEP Analyzing and Interpreting Literature Practice Tests

Or at the very bottom of the page, you can access an online book: Master the CLEP Ebook.

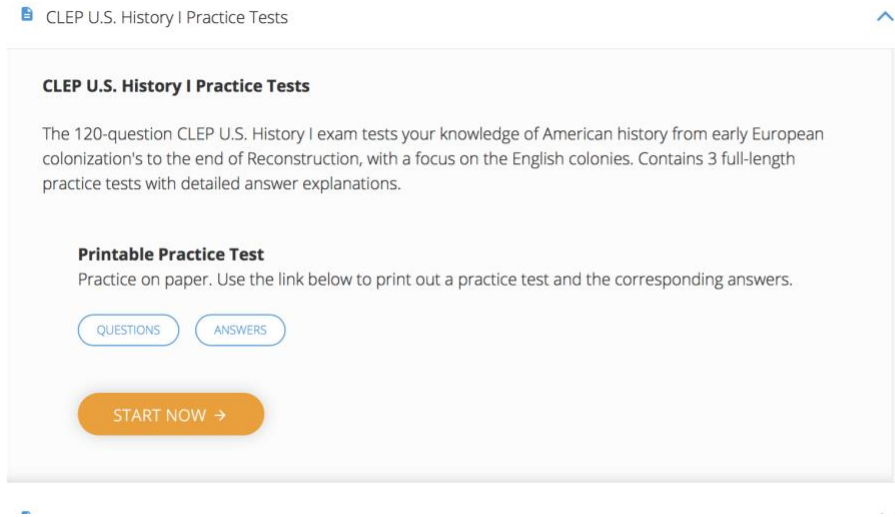
This screenshot shows a list of online books available on the CLEP website. Each item is a horizontal row with a book icon, the title, and a downward-pointing arrow:

- CLEP Social Sciences and History Practice Tests
- CLEP Spanish Language Practice Tests
- CLEP U.S. History I Practice Tests
- CLEP U.S. History II Practice Tests
- CLEP Western Civilization I Practice Tests
- CLEP Western Civilization II Practice Tests

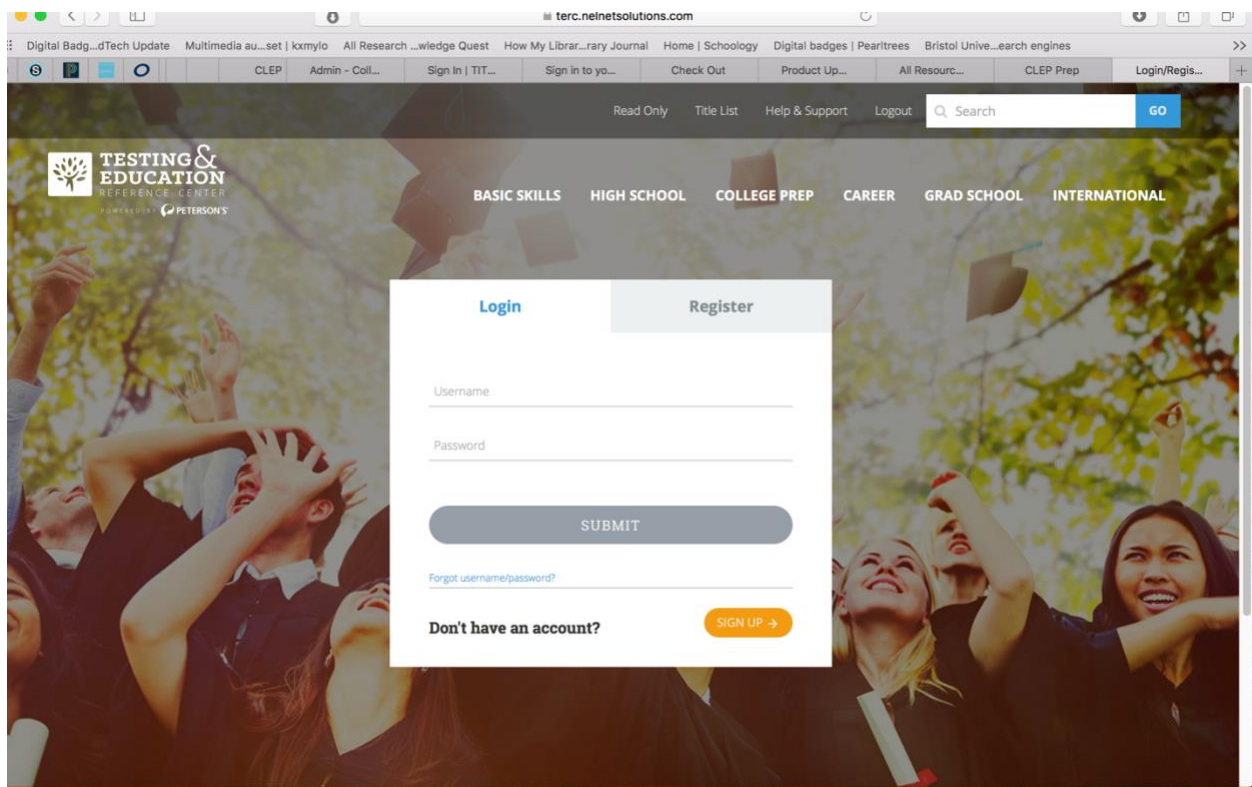
Below this list is a section titled "Online Books:" which contains one item:

- Master the CLEP Ebook

When you choose a subject, you will see a screen like this:



Once you click Start Now, you'll be prompted to log in or create a free account. Once you register, you'll just log in for future tests.



The process is very similar to ACT and AP practice tests. You just find them under High School. And the whole process is FREE!