

ILLINOIS STATE BOARD OF EDUCATION  
School Business Services Division

Accounting Basis:

Cash  
 Accrual

SCHOOL DISTRICT BUDGET FORM \*  
July 1, 2019 - June 30, 2020

Unbalanced budget, a deficit reduction plan must be adopted and submitted concurrently with this budget. This deficit reduction plan must result in a balanced budget by the last year of the attached plan, as adopted by the local board of education. (Tab: Deficit BudgetSum Calc 20)

Date of Amended Budget: \_\_\_\_\_  
(MM/DD/YY)

District Name: Homewood School District #153  
District RCDT No: 07-016-1530-02-0000

**If your FY19 AFR states that you need to do a deficit reduction plan and your FY20 budget is balanced please state the measures you took to have your budget become balanced. (Bckgrnd-Assumpt 25-26)**

Budget of Homewood School District #153, County of Cook,  
State of Illinois, for the Fiscal Year beginning July 1, 2019 and ending June 30, 2020,

WHEREAS the Board of Education of Homewood School District #153,  
County of COOK, State of Illinois, caused to be prepared in tentative form a budget, and the Secretary

of this Board has made the same conveniently available to public inspection for at least thirty days prior to final action thereon;  
AND WHEREAS a public hearing was held as to such budget on the 16th day of September, 2019,  
notice of said hearing was given at least thirty days prior thereto as required by law, and all other legal requirements have been complied with;

NOW, THEREFORE, Be it resolved by the Board of Education of said district as follows:






beginning July 1, 2019 and ending June 30, 2020.

Section 2: That the following budget containing an estimate of amounts available in each Fund, separately, and expenditures from each be and the same is hereby adopted as the budget of this school district for said fiscal year.

ADOPTION OF BUDGET

The budget shall be approved and signed below by members of the School Board. Adopted this

day of September, 2019 by a roll call vote of 6 Yeas, and 0 Nays, to wit: 16th

** MEMBERS VOTING YEA:	** MEMBERS VOTING NAY:
	
	
	
	
	

\* Based on the 23 Illinois Administrative Code-Part 100 and inconformity with Section 17-1 of the School Code.

\*\* Type in the members who voted "YEA" nor "NAY". Actual school board member signatures are not required for electronic submission.

- (1) A certified copy of this document must be filed with the county clerk within 30 days of adoption as required by Section 18-50 of the Property Tax Code (35 ILCS 200/18-50).
- (2) Districts are required to submit the adopted/amended budget electronically to ISBE within 30 days of adoption or by October 30, whichever comes first. Budgets are submitted to School Finance Report (SFR): <https://sec1.isbe.net/attachmgr/default.aspx>  
The electronic version does not require member signatures, we do not accept PDF copies.

	A	B	C	D	E	F	G	H	I	J	K	L
1	<i>Begin entering data on EstRev 5-10 and EstExp 11-17 tabs.</i>		(10)	(20)	(30)	(40)	(50)	(60)	(70)	(80)	(90)	
2	Description: Enter Whole Numbers Only	Acct #	Educational	Operations & Maintenance	Debt Service	Transportation	Municipal Retirement/ Social Security	Capital Projects	Working Cash	Tort	Fire Prevention & Safety	
3	ESTIMATED BEGINNING FUND BALANCE July 1, 2019 <sup>1</sup>		4,137,335	669,994	1,128,099	27,768	205,324	115,296	8,943,760	58,776	9,173	
4	<b>RECEIPTS/REVENUES</b>											
5	LOCAL SOURCES	1000	12,557,710	1,595,000	2,273,000	503,000	707,500	2,100	92,720	213,600	720	
6	FLOW-THROUGH RECEIPTS/REVENUES FROM ONE DISTRICT TO ANOTHER DISTRICT	2000	0	0	0	0	0	0	0	0	0	0
7	STATE SOURCES	3000	7,049,936	0	0	940,000	125,000	0	0	0	0	0
8	FEDERAL SOURCES	4000	1,034,900	0	0	0	0	0	0	0	0	0
9	Total Direct Receipts/Revenues <sup>8</sup>		20,642,546	1,595,000	2,273,000	1,443,000	832,500	2,100	92,720	213,600	720	
10	Receipts/Revenues for "On Behalf" Payments <sup>2</sup>	3998										
11	Total Receipts/Revenues		20,642,546	1,595,000	2,273,000	1,443,000	832,500	2,100	92,720	213,600	720	
12	<b>DISBURSEMENTS/EXPENDITURES</b>											
13	INSTRUCTION	1000	14,243,225				360,220					
14	SUPPORT SERVICES	2000	6,471,680	1,936,565		1,428,310	488,612	710,000		204,140	0	
15	COMMUNITY SERVICES	3000	34,027	0		0	4,329					
16	PAYMENTS TO OTHER DISTRICTS & GOVT UNITS	4000	400,000	0	0	0	0	0		0	0	0
17	DEBT SERVICES	5000	0	0	2,766,000	0	0			0	0	0
18	PROVISION FOR CONTINGENCIES	6000	0	0	0	0	0	0		0	0	0
19	Total Direct Disbursements/Expenditures <sup>9</sup>		21,148,932	1,936,565	2,766,000	1,428,310	853,161	710,000		204,140	0	
20	Disbursements/Expenditures for "On Behalf" Payments <sup>2</sup>	4180	0	0	0	0	0	0		0	0	0
21	Total Disbursements/Expenditures		21,148,932	1,936,565	2,766,000	1,428,310	853,161	710,000		204,140	0	
22	Excess of Direct Receipts/Revenues Over (Under) Direct Disbursements/Expenditures		(506,386)	(341,565)	(493,000)	14,690	(20,661)	(707,900)	92,720	9,460	720	
23	<b>OTHER SOURCES/USES OF FUNDS</b>											
24	<b>OTHER SOURCES OF FUNDS (7000)</b>											
25	<b>PERMANENT TRANSFER FROM VARIOUS FUNDS</b>											
26	Abolishment the Working Cash Fund <sup>16</sup>	7110										
27	Abatement of the Working Cash Fund <sup>16</sup>	7110	1,000,000					700,000				
28	Transfer of Working Cash Fund Interest	7120										
29	Transfer Among Funds	7130										
30	Transfer of Interest	7140										
31	Transfer from Capital Projects Fund to O&M Fund	7150		0								
32	Transfer of Excess Fire Prev & Safety Tax & Interest <sup>3</sup> Proceeds to O&M Fund	7160		0								
33	Transfer of Excess Accumulated Fire Prev & Safety Bond and Int <sup>3a</sup> Proceeds to Debt Service Fund	7170			0							
34	<b>SALE OF BONDS (7200)</b>											
35	Principal on Bonds Sold <sup>4</sup>	7210										
36	Premium on Bonds Sold	7220										
37	Accrued Interest on Bonds Sold	7230										
38	Sale or Compensation for Fixed Assets <sup>5</sup>	7300										
39	Transfer to Debt Service to Pay Principal on Capital Leases	7400			0							
40	Transfer to Debt Service Fund to Pay Interest on Capital Leases	7500			0							
41	Transfer to Debt Service Fund to Pay Principal on Revenue Bonds	7600			0							
42	Transfer to Debt Service Fund to Pay Interest on Revenue Bonds	7700			0							
43	Transfer to Capital Projects Fund	7800						0				
44	ISBE Loan Proceeds	7900										
45	Other Sources Not Classified Elsewhere	7990										
46	Total Other Sources of Funds <sup>8</sup>		1,000,000	0	0	0	0	700,000	0	0	0	

	A	B	C	D	E	F	G	H	I	J	K	L
1	<i>Begin entering data on EstRev 5-10 and EstExp 11-17 tabs.</i>		(10)	(20)	(30)	(40)	(50)	(60)	(70)	(80)	(90)	
2	Description: Enter Whole Numbers Only	Acct #	Educational	Operations & Maintenance	Debt Service	Transportation	Municipal Retirement/ Social Security	Capital Projects	Working Cash	Tort	Fire Prevention & Safety	
47	<b>OTHER USES OF FUNDS (8000)</b>											
49	<b>TRANSFER TO VARIOUS OTHER FUNDS (8100)</b>											
50	Abolishment or Abatement of the Working Cash Fund <sup>16</sup>	8110							1,700,000			
51	Transfer of Working Cash Fund Interest	8120							0			
52	Transfer Among Funds	8130										
53	Transfer of Interest <sup>6</sup>	8140										
54	Transfer from Capital Projects Fund to O&M Fund	8150										
55	Transfer of Excess Fire Prev & Safety Tax & Interest <sup>3</sup> Proceeds to O&M Fund	8160										
56	Transfer of Excess Accumulated Fire Prev & Safety Bond <sup>3a</sup> and Int Proceeds to Debt Service Fund	8170										
57	Taxes Pledged to Pay Principal on Capital Leases	8410										
58	Grants/Reimbursements Pledged to Pay Principal on Capital Leases	8420										
59	Other Revenues Pledged to Pay Principal on Capital Leases	8430										
60	Fund Balance Transfers Pledged to Pay Principal on Capital Leases	8440										
61	Taxes Pledged to Pay Interest on Capital Leases	8510										
62	Grants/Reimbursements Pledged to Pay Interest on Capital Leases	8520										
63	Other Revenues Pledged to Pay Interest on Capital Leases	8530										
64	Fund Balance Transfers Pledged to Pay Interest on Capital Leases	8540										
65	Taxes Pledged to Pay Principal on Revenue Bonds	8610										
66	Grants/Reimbursements Pledged to Pay Principal on Revenue Bonds	8620										
67	Other Revenues Pledged to Pay Principal on Revenue Bonds	8630										
68	Fund Balance Transfers Pledged to Pay Principal on Revenue Bonds	8640										
69	Taxes Pledged to Pay Interest on Revenue Bonds	8710										
70	Grants/Reimbursements Pledged to Pay Interest on Revenue Bonds	8720										
71	Other Revenues Pledged to Pay Interest on Revenue Bonds	8730										
72	Fund Balance Transfers Pledged to Pay Interest on Revenue Bonds	8740										
73	Taxes Transferred to Pay for Capital Projects	8810										
74	Grants/Reimbursements Pledged to Pay for Capital Projects	8820										
75	Other Revenues Pledged to Pay for Capital Projects	8830										
76	Fund Balance Transfers Pledged to Pay for Capital Projects	8840										
77	Transfer to Debt Service Fund to Pay Principal on ISBE Loans	8910										
78	Other Uses Not Classified Elsewhere	8990										
79	<b>Total Other Uses of Funds <sup>9</sup></b>		0	0	0	0	0	0	1,700,000	0	0	
80	<b>Total Other Sources/Uses of Fund</b>		1,000,000	0	0	0	0	700,000	(1,700,000)	0	0	
81	<b>ESTIMATED ENDING FUND BALANCE June 30, 2020</b>		4,630,949	328,429	635,099	42,458	184,663	107,396	7,336,480	68,236	9,893	
82	<b>SUMMARY OF EXPENDITURES (by Major Object)</b>											
83			(10)	(20)	(30)	(40)	(50)	(60)	(70)	(80)	(90)	Total By Object
84	Description	Acct #	Educational	Operations & Maintenance	Debt Service	Transportation	Municipal Retirement/ Social Security	Capital Projects	Working Cash	Tort	Fire Prevention & Safety	
85												
86	<b>Object Name</b>											
87	Salaries	100	15,685,994	854,140		86,449		0		0	0	16,626,583
88	Employee Benefits	200	2,046,894	171,575		5,761	853,161			0	0	3,077,391
89	Purchased Services	300	1,051,489	316,000	5,000	1,335,900		10,000		204,140	0	2,922,529
90	Supplies & Materials	400	1,150,325	447,850		200		0		0	0	1,598,375
91	Capital Outlay	500	43,300	146,000		0		700,000		0	0	889,300
92	Other Objects	600	1,055,430	1,000	2,761,000	0	0	0		0	0	3,817,430
93	Non-Capitalized Equipment	700	115,500	0		0		0		0	0	115,500
94	Termination Benefits	800	0	0		0						0
95	<b>Total Expenditures</b>		21,148,932	1,936,565	2,766,000	1,428,310	853,161	710,000		204,140	0	29,047,108

SUMMARY OF CASH TRANSACTIONS

1	A	B	C	D	E	F	G	H	I	J	K
2	Description: Enter Whole Numbers Only	Acct #	(10) Educational	(20) Operations & Maintenance	(30) Debt Service	(40) Transportation	(50) Municipal Retirement/ Social Security	(60) Capital Projects	(70) Working Cash	(80) Tort	(90) Fire Prevention & Safety
3	<b>BEGINNING CASH BALANCE ON HAND July 1, 2019</b> <sup>7</sup>		4,137,335	669,994	1,128,099	27,768	205,324	115,296	8,943,760	58,776	9,173
4	<b>Total Direct Receipts &amp; Other Sources</b> <sup>8</sup>		21,642,546	1,595,000	2,273,000	1,443,000	832,500	702,100	92,720	213,600	720
5	<b>OTHER RECEIPTS</b>										
6	Interfund Loans Payable (Loans from Other Funds)	411									
7	Interfund Loans Receivable (Repayment of Loans)	141									
8	Notes and Warrants Payable	433									
9	Other Current Assets	199									
10	<b>Total Other Receipts</b>		0	0	0	0	0	0	0	0	0
11	<b>Total Direct Receipts, Other Sources, &amp; Other Receipts</b>		21,642,546	1,595,000	2,273,000	1,443,000	832,500	702,100	92,720	213,600	720
12	<b>Total Amount Available</b>		25,779,881	2,264,994	3,401,099	1,470,768	1,037,824	817,396	9,036,480	272,376	9,893
13	<b>Total Direct Disbursements &amp; Other Uses</b> <sup>9</sup>		21,148,932	1,936,565	2,766,000	1,428,310	853,161	710,000	1,700,000	204,140	0
14	<b>OTHER DISBURSEMENTS</b>										
15	Interfund Loans Receivable (Loans to Other Funds) <sup>10</sup>	141									
16	Interfund Loans Payable (Repayment of Loans)	411									
17	Notes and Warrants Payable	433									
18	Other Current Liabilities	499									
19	<b>Total Other Disbursements</b>		0	0	0	0	0	0	0	0	0
20	<b>Total Direct Disbursements, Other Uses, &amp; Other Disbursements</b>		21,148,932	1,936,565	2,766,000	1,428,310	853,161	710,000	1,700,000	204,140	0
21	<b>ENDING CASH BALANCE ON HAND June 30, 2020</b> <sup>7</sup>		4,630,949	328,429	635,099	42,458	184,663	107,396	7,336,480	68,236	9,893

	A	B	C	D	E	F	G	H	I	J	K
			(10)	(20)	(30)	(40)	(50)	(60)	(70)	(80)	(90)
	Description: Enter Whole Numbers Only	Acct #	Educational	Operations & Maintenance	Debt Service	Transportation	Municipal Retirement/ Social Security	Capital Projects	Working Cash	Tort	Fire Prevention & Safety
3	<b>RECEIPTS/REVENUES FROM LOCAL SOURCES (1000)</b>										
4	<b>AD VALOREM TAXES LEVIED BY LOCAL EDUCATION AGENCY</b>	<b>1100</b>									
5	Designated Purposes Levies <sup>11 (1110-1120)</sup>	-	11,556,000	1,370,000	2,253,000	423,000	694,000		(2,280)	203,700	720
6	Leasing Purposes Levy <sup>12</sup>	1130									
7	Special Education Purposes Levy	1140									
8	FICA and Medicare Only Levies	1150									
9	Area Vocational Construction Purposes Levy	1160									
10	Summer School Purposes Levy	1170									
11	Other Tax Levies (Describe & Itemize)	1190									
12	<b>Total Ad Valorem Taxes Levied by District</b>		<b>11,556,000</b>	<b>1,370,000</b>	<b>2,253,000</b>	<b>423,000</b>	<b>694,000</b>	<b>0</b>	<b>(2,280)</b>	<b>203,700</b>	<b>720</b>
13	<b>PAYMENTS IN LIEU OF TAXES</b>	<b>1200</b>									
14	Mobile Home Privilege Tax	1210									
15	Payments from Local Housing Authority	1220									
16	Corporate Personal Property Replacement Taxes <sup>13</sup>	1230	250,000				9,500				
17	Other Payments in Lieu of Taxes (Describe & Itemize)	1290									
18	<b>Total Payments in Lieu of Taxes</b>		<b>250,000</b>	<b>0</b>	<b>0</b>	<b>0</b>	<b>9,500</b>	<b>0</b>	<b>0</b>	<b>0</b>	<b>0</b>
19	<b>TUITION</b>	<b>1300</b>									
20	Regular Tuition from Pupils or Parents (In State)	1311									
21	Regular Tuition from Other Districts (In State)	1312									
22	Regular Tuition from Other Sources (In State)	1313									
23	Regular Tuition from Other Sources (Out of State)	1314									
24	Summer School Tuition from Pupils or Parents (In State)	1321									
25	Summer School Tuition from Other Districts (In State)	1322									
26	Summer School Tuition from Other Sources (In State)	1323									
27	Summer School Tuition from Other Sources (Out of State)	1324									
28	CTE Tuition from Pupils or Parents (In State)	1331									
29	CTE Tuition from Other Districts (In State)	1332									
30	CTE Tuition from Other Sources (In State)	1333									
31	CTE Tuition from Other Sources (Out of State)	1334									
32	Special Education Tuition from Pupils or Parents (In State)	1341									
33	Special Education Tuition from Other Districts (In State)	1342									
34	Special Education Tuition from Other Sources (In State)	1343									
35	Special Education Tuition from Other Sources (Out of State)	1344									
36	Adult Tuition from Pupils or Parents (In State)	1351									
37	Adult Tuition from Other Districts (In State)	1352									
38	Adult Tuition from Other Sources (In State)	1353									
39	Adult Tuition from Other Sources (Out of State)	1354									
40	<b>Total Tuition</b>		<b>0</b>								
41	<b>TRANSPORTATION FEES</b>	<b>1400</b>									
42	Regular Transportation Fees from Pupils or Parents (In State)	1411				5,200					
43	Regular Transportation Fees from Other Districts (In State)	1412				73,000					
44	Regular Transportation Fees from Other Sources (In State)	1413									
45	Regular Transportation Fees from Co-curricular Activities (In State)	1415									
46	Regular Transportation Fees from Other Sources (Out of State)	1416									
47	Summer School Transportation Fees from Pupils or Parents (In State)	1421									
48	Summer School Transportation Fees from Other Districts (In State)	1422									
49	Summer School Transportation Fees from Other Sources (In State)	1423									
50	Summer School Transportation Fees from Other Sources (Out of State)	1424									
51	CTE Transportation Fees from Pupils or Parents (In State)	1431									
52	CTE Transportation Fees from Other Districts (In State)	1432									
53	CTE Transportation Fees from Other Sources (In State)	1433									
54	CTE Transportation Fees from Other Sources (Out of State)	1434									
55	Special Education Transportation Fees from Pupils or Parents (In State)	1441									

ESTIMATED RECEIPTS/REVENUES

	A	B	C	D	E	F	G	H	I	J	K
1			(10)	(20)	(30)	(40)	(50)	(60)	(70)	(80)	(90)
2	Description: Enter Whole Numbers Only	Acct #	Educational	Operations & Maintenance	Debt Service	Transportation	Municipal Retirement/ Social Security	Capital Projects	Working Cash	Tort	Fire Prevention & Safety
56	Special Education Transportation Fees from Other Districts (In State)	1442									
57	Special Education Transportation Fees from Other Sources (In State)	1443									
58	Special Education Transportation Fees from Other Sources (Out of State)	1444									
59	Adult Transportation Fees from Pupils or Parents (In State)	1451									
60	Adult Transportation Fees from Other Districts (In State)	1452									
61	Adult Transportation Fees from Other Sources (In State)	1453									
62	Adult Transportation Fees from Other Sources (Out of State)	1454									
63	<b>Total Transportation Fees</b>					78,200					
64	<b>EARNINGS ON INVESTMENTS</b>	<b>1500</b>									
65	Interest on Investments	1510	84,000	2,000	20,000	1,800	4,000	2,100	95,000	900	
66	Gain or Loss on Sale of Investments	1520									
67	<b>Total Earnings on Investments</b>		84,000	2,000	20,000	1,800	4,000	2,100	95,000	900	0
68	<b>FOOD SERVICE</b>	<b>1600</b>									
69	Sales to Pupils - Lunch	1611	188,000								
70	Sales to Pupils - Breakfast	1612									
71	Sales to Pupils - A la Carte	1613	25,000								
72	Sales to Pupils - Other (Describe & Itemize)	1614									
73	Sales to Adults	1620	7,300								
74	Other Food Service (Describe & Itemize)	1690									
75	<b>Total Food Service</b>		220,300								
76	<b>DISTRICT/SCHOOL ACTIVITY INCOME</b>	<b>1700</b>									
77	Admissions - Athletic	1711	4,300								
78	Admissions - Other	1719									
79	Fees	1720	207,500								
80	Book Store Sales	1730									
81	Other District/School Activity Revenue (Describe & Itemize)	1790									
82	<b>Total District/School Activity Income</b>		211,800	0							
83	<b>TEXTBOOK INCOME</b>	<b>1800</b>									
84	Rentals - Regular Textbooks	1811	191,000								
85	Rentals - Summer School Textbooks	1812									
86	Rentals - Adult/Continuing Education Textbooks	1813									
87	Rentals - Other (Describe)	1819									
88	Sales - Regular Textbooks	1821									
89	Sales - Summer School Textbooks	1822									
90	Sales - Adult/Continuing Education Textbooks	1823									
91	Sales - Other (Describe & Itemize)	1829									
92	Other (Describe & Itemize)	1890									
93	<b>Total Textbooks</b>		191,000								
94	<b>OTHER REVENUE FROM LOCAL SOURCES</b>	<b>1900</b>									
95	Rentals	1910		40,000							
96	Contributions and Donations from Private Sources	1920	36,610								
97	Impact Fees from Municipal or County Governments	1930									
98	Services Provided Other Districts	1940									
99	Refund of Prior Years' Expenditures	1950	500								
100	Payments of Surplus Moneys from TIF Districts	1960								9,000	
101	Drivers' Education Fees	1970									
102	Proceeds from Vendors' Contracts	1980									
103	School Facility Occupation Tax Proceeds	1983									
104	Payment from Other Districts	1991									
105	Sale of Vocational Projects	1992									

ESTIMATED RECEIPTS/REVENUES

1	A	B	C	D	E	F	G	H	I	J	K
2	Description: Enter Whole Numbers Only	Acct #	(10) Educational	(20) Operations & Maintenance	(30) Debt Service	(40) Transportation	(50) Municipal Retirement/ Social Security	(60) Capital Projects	(70) Working Cash	(80) Tort	(90) Fire Prevention & Safety
106	Other Local Fees (Describe & Itemize)	1993									
107	Other Local Revenues (Describe & Itemize)	1999	7,500	183,000							
108	<b>Total Other Revenue from Local Sources</b>		44,610	223,000	0	0	0	0	0	9,000	0
109	<b>Total Receipts/Revenues from Local Sources</b>	<b>1000</b>	12,557,710	1,595,000	2,273,000	503,000	707,500	2,100	92,720	213,600	720
110	<b>FLOW-THROUGH RECEIPTS/REVENUES FROM ONE DISTRICT TO ANOTHER DISTRICT (2000)</b>										
111	Flow-Through Revenue from State Sources	2100									
112	Flow-Through Revenue from Federal Sources	2200									
113	Other Flow-Through Revenue (Describe & Itemize)	2300									
114	<b>Total Flow-Through Receipts/Revenues From One District to Another District</b>	<b>2000</b>	0	0		0	0				
115	<b>RECEIPTS/REVENUES FROM STATE SOURCES (3000)</b>										
116	<b>UNRESTRICTED GRANTS-IN-AID (3001-3099)</b>										
117	Evidence Based Funding Formula (Section 18-8.15)	3001	6,440,000			200,000	125,000				
118	Reorganization Incentives (Accounts 3005-3021)	3005									
119	Fast Growth District Grants	3030									
120	Other Unrestricted Grants-In-Aid From State Sources (Describe & Itemize)	3099									
121	<b>Total Unrestricted Grants-In-Aid</b>		6,440,000	0	0	200,000	125,000	0		0	0
122	<b>RESTRICTED GRANTS-IN-AID (3100-3900)</b>										
123	<b>SPECIAL EDUCATION</b>										
124	Special Education - Private Facility Tuition	3100	297,000								
125	Special Education - Funding for Children Requiring Sp Ed Services	3105									
126	Special Education - Personnel	3110									
127	Special Education - Orphanage - Individual	3120	45,000								
128	Special Education - Orphanage - Summer Individual	3130	4,000								
129	Special Education - Summer School	3145									
130	Special Education - Other (Describe & Itemize)	3199									
131	<b>Total Special Education</b>		346,000	0		0					
132	<b>CAREER AND TECHNICAL EDUCATION (CTE)</b>										
133	CTE - Technical Education - Tech Prep	3200									
134	CTE - Secondary Program Improvement (CTEI)	3220									
135	CTE - WECEP	3225									
136	CTE - Agriculture Education	3235									
137	CTE - Instructor Practicum	3240									
138	CTE - Student Organizations	3270	1,936								
139	CTE - Other (Describe & Itemize)	3299									
140	<b>Total Career and Technical Education</b>		1,936	0			0				
141	<b>BILINGUAL EDUCATION</b>										
142	Bilingual Education - Downstate - TPI and TBE	3305									
143	Bilingual Education - Downstate - Transitional Bilingual Education	3310									
144	<b>Total Bilingual Education</b>		0				0				
145	State Free Lunch & Breakfast	3360	3,600								
146	School Breakfast Initiative	3365									
147	Driver Education	3370									
148	Adult Education (from ICCB)	3410									
149	Adult Education - Other (Describe & Itemize)	3499									
150	<b>TRANSPORTATION</b>										
151	Transportation - Regular and Vocational	3500				390,000					
152	Transportation - Special Education	3510				350,000					
153	Transportation - Other (Describe & Itemize)	3599									
154	<b>Total Transportation</b>		0	0		740,000	0				

ESTIMATED RECEIPTS/REVENUES

1	A	B	C	D	E	F	G	H	I	J	K
2	Description: Enter Whole Numbers Only	Acct #	(10) Educational	(20) Operations & Maintenance	(30) Debt Service	(40) Transportation	(50) Municipal Retirement/ Social Security	(60) Capital Projects	(70) Working Cash	(80) Tort	(90) Fire Prevention & Safety
155	Learning Improvement - Change Grants	3610									
156	Scientific Literacy	3660									
157	Truant Alternative/Optional Education	3695									
158	Early Childhood - Block Grant	3705	257,000								
159	Chicago General Education Block Grant	3766									
160	Chicago Educational Services Block Grant	3767									
161	School Safety & Educational Improvement Block Grant	3775									
162	Technology - Technology for Success	3780	1,400								
163	State Charter Schools	3815									
164	Extended Learning Opportunities - Summer Bridges	3825									
165	Infrastructure Improvements - Planning/Construction	3920									
166	School Infrastructure - Maintenance Projects	3925									
167	Other Restricted Revenue from State Sources (Describe & Itemize)	3999									
168	<b>Total Restricted Grants-In-Aid</b>		609,936	0	0	740,000	0	0	0	0	0
169	<b>Total Receipts/Revenues from State Sources</b>	3000	7,049,936	0	0	940,000	125,000	0	0	0	0
170	<b>RECEIPTS/REVENUES FROM FEDERAL SOURCES (4000)</b>										
171	<b>UNRESTRICTED GRANTS-IN-AID RECEIVED DIRECTLY FROM FEDERAL GOVT. (4001-4009)</b>										
172	Federal Impact Aid	4001									
173	Other Unrestricted Grants-In-Aid Received Directly from the Federal Govt. (Describe & Itemize)	4009									
174	<b>Total Unrestricted Grants-In-Aid Received Directly from Fed Govt</b>		0	0	0	0	0	0	0	0	0
175	<b>RESTRICTED GRANTS-IN-AID RECEIVED DIRECTLY FROM FEDERAL GOVT (4045-4090)</b>										
176	Head Start	4045									
177	Construction (Impact Aid)	4050									
178	MAGNET	4060									
179	Other Restricted Grants-In-Aid Received Directly from Federal Govt. (Describe & Itemize)	4090									
180	<b>Total Restricted Grants-In-Aid Received Directly from Federal Govt.</b>		0	0		0	0	0			0
181	<b>RESTRICTED GRANTS-IN-AID RECEIVED FROM FEDERAL GOVT. THRU THE STATE (4100-4999)</b>										
182	<b>TITLE V</b>										
183	Title V - Flexibility and Accountability	4100									
184	Title V - SEA Projects	4105									
185	Title V - Rural Education Initiative (REI)	4107									
186	Title V - Other (Describe & Itemize)	4199									
187	<b>Total Title V</b>		0	0		0	0				
188	<b>FOOD SERVICE</b>										
189	Breakfast Start-Up Expansion	4200									
190	National School Lunch Program	4210	270,000								
191	Special Milk Program	4215									
192	School Breakfast Program	4220									
193	Summer Food Service Admin/Program	4225									
194	Child and Adult Care Food Program	4226									
195	Fresh Fruit and Vegetables	4240									
196	Food Service - Other (Describe & Itemize)	4299									
197	<b>Total Food Service</b>		270,000				0				
198	<b>TITLE I</b>										
199	Title I - Low Income	4300	240,000								
200	Title I - Low Income - Neglected, Private	4305									



ESTIMATED RECEIPTS/REVENUES

1	A	B	C	D	E	F	G	H	I	J	K
2	Description: Enter Whole Numbers Only	Acct #	(10) Educational	(20) Operations & Maintenance	(30) Debt Service	(40) Transportation	(50) Municipal Retirement/ Social Security	(60) Capital Projects	(70) Working Cash	(80) Tort	(90) Fire Prevention & Safety
201	Title I - Migrant Education	4340									
202	Title I - Other (Describe & Itemize)	4399									
203	<b>Total Title I</b>		240,000	0		0	0				
204	<b>TITLE IV</b>										
205	Title IV - Student Support & Academic Enrichment Grant	4400	7,400								
206	Title IV - 21st Century	4421									
207	Title IV - Other (Describe & Itemize)	4499									
208	<b>Total Title IV</b>		7,400	0		0	0				
209	<b>FEDERAL - SPECIAL EDUCATION</b>										
210	Federal Special Education - Preschool Flow-Through	4600	24,000								
211	Federal Special Education - Preschool Discretionary	4605									
212	Federal Special Education - IDEA Flow Through	4620	390,000								
213	Federal Special Education - IDEA Room & Board	4625									
214	Federal Special Education - IDEA Discretionary	4630									
215	Federal Special Education - IDEA - Other (Describe & Itemize)	4699									
216	<b>Total Federal Special Education</b>		414,000	0		0	0				
217	<b>CTE - PERKINS</b>										
218	CTE - Perkins-Title III E Tech Prep	4770									
219	CTE - Other (Describe & Itemize)	4799									
220	<b>Total CTE - Perkins</b>		0	0			0				
221	Federal - Adult Education	4810									
222	ARRA - General State Aid - Education Stabilization	4850									
223	ARRA - Title I - Low Income	4851									
224	ARRA - Title I - Neglected, Private	4852									
225	ARRA - Title I - Delinquent, Private	4853									
226	ARRA - Title I - School Improvement (Part A)	4854									
227	ARRA - Title I - School Improvement (Section 1003g)	4855									
228	ARRA - IDEA - Part B - Preschool	4856									
229	ARRA - IDEA - Part B - Flow-Through	4857									
230	ARRA - Title IID - Technology - Formula	4860									
231	ARRA - Title IID - Technology - Competitive	4861									
232	ARRA - McKinney - Vento Homeless Education	4862									
233	ARRA - Child Nutrition Equipment Assistance	4863									
234	Impact Aid Formula Grants	4864									
235	Impact Aid Competitive Grants	4865									
236	Qualified Zone Academy Bond Tax Credits	4866									
237	Qualified School Construction Bond Credits	4867									
238	Build America Bond Tax Credits	4868									
239	Build America Bond Interest Reimbursement	4869									
240	ARRA - General State Aid - Other Government Services Stabilization	4870									
241	Other ARRA Funds - II	4871									
242	Other ARRA Funds - III	4872									
243	Other ARRA Funds - IV	4873									
244	Other ARRA Funds - V	4874									
245	ARRA - Early Childhood	4875									
246	Other ARRA Funds - VII	4876									
247	Other ARRA Funds - VIII	4877									
248	Other ARRA Funds - IX	4878									
249	Other ARRA Funds - X	4879									
250	Other ARRA Funds - Ed Job Fund Program	4880									
251	<b>Total Stimulus Programs</b>		0	0	0	0	0	0		0	0

ESTIMATED RECEIPTS/REVENUES

1	A	B	C	D	E	F	G	H	I	J	K
2	Description: Enter Whole Numbers Only	Acct #	(10) Educational	(20) Operations & Maintenance	(30) Debt Service	(40) Transportation	(50) Municipal Retirement/ Social Security	(60) Capital Projects	(70) Working Cash	(80) Tort	(90) Fire Prevention & Safety
252	Race to the Top Program	4901									
253	Race to the Top - Preschool Expansion Grant	4902									
254	Title III - Instruction for English Learners & Immigrant Students	4905									
255	Title III - English Language Acquisition	4909	9,400								
256	McKinney Education for Homeless Children	4920									
257	Title II - Eisenhower - Professional Development Formula	4930									
258	Title II - Teacher Quality	4932	51,600								
259	Federal Charter Schools	4960									
260	State Assessment Grants	4981									
261	Grant for State Assessments and Related Activities	4982									
262	Medicaid Matching Funds - Administrative Outreach	4991	26,000								
263	Medicaid Matching Funds - Fee-For-Service Program	4992	16,500								
264	Other Restricted Grants Received from Federal Government through State (Describe & Itemize)	4999									
265	<b>Total Restricted Grants-In-Aid Received from Federal Govt. Thru the State</b>		1,034,900	0	0	0	0	0		0	0
266	<b>TOTAL RECEIPTS/REVENUES FROM FEDERAL SOURCES</b>	4000	1,034,900	0	0	0	0	0	0	0	0
267	<b>TOTAL DIRECT RECEIPTS/REVENUES</b>		20,642,546	1,595,000	2,273,000	1,443,000	832,500	2,100	92,720	213,600	720

1	A	B	C	D	E	F	G	H	I	J	K
2	Description: Enter Whole Numbers Only	Funct #	(100) Salaries	(200) Employee Benefits	(300) Purchased Services	(400) Supplies & Materials	(500) Capital Outlay	(600) Other Objects	(700) Non-Capitalized Equipment	(800) Termination Benefits	(900) Total
3	<b>10 - EDUCATIONAL FUND (ED)</b>										
4	<b>INSTRUCTION (ED)</b>	<b>1000</b>									
5	Regular Programs	1100	7,695,694	764,183	35,591	525,485	10,300	2,625	1,000		9,034,878
6	Tuition Payment to Charter Schools	1115									0
7	Pre-K Programs	1125	147,949	22,027	2,600	5,159					177,735
8	Special Education Programs (Functions 1200 - 1220)	1200	2,185,587	294,109	24,000	21,000	5,000				2,529,696
9	Special Education Programs Pre-K	1225	111,628	27,819							139,447
10	Remedial and Supplemental Programs K-12	1250	842,384	87,648	1,700	3,549					935,281
11	Remedial and Supplemental Programs Pre-K	1275									0
12	Adult/Continuing Education Programs	1300									0
13	CTE Programs	1400									0
14	Interscholastic Programs	1500	163,600	2,400	9,600	5,500		4,800			185,900
15	Summer School Programs	1600	84,900	1,103	2,900	900					89,803
16	Gifted Programs	1650	178,754	10,414	700	2,502		50			192,420
17	Driver's Education Programs	1700									0
18	Bilingual Programs	1800	191,354	16,811	33,500	6,400					248,065
19	Truant Alternative & Optional Programs	1900									0
20	Pre-K Programs - Private Tuition	1910									0
21	Regular K-12 Programs Private Tuition	1911									0
22	Special Education Programs K-12 Private Tuition	1912						710,000			710,000
23	Special Education Programs Pre-K Tuition	1913									0
24	Remedial/Supplemental Programs K-12 Private Tuition	1914									0
25	Remedial/Supplemental Programs Pre-K Private Tuition	1915									0
26	Adult/Continuing Education Programs Private Tuition	1916									0
27	CTE Programs Private Tuition	1917									0
28	Interscholastic Programs Private Tuition	1918									0
29	Summer School Programs Private Tuition	1919									0
30	Gifted Programs Private Tuition	1920									0
31	Bilingual Programs Private Tuition	1921									0
32	Truants Alternative/Opt Ed Programs Private Tuition	1922									0
33	<b>Total Instruction<sup>14</sup></b>	<b>1000</b>	<b>11,601,850</b>	<b>1,226,514</b>	<b>110,591</b>	<b>570,495</b>	<b>15,300</b>	<b>717,475</b>	<b>1,000</b>	<b>0</b>	<b>14,243,225</b>
34	<b>SUPPORT SERVICES (ED)</b>	<b>2000</b>									
35	<b>Support Services - Pupil</b>	<b>2100</b>									
36	Attendance & Social Work Services	2110	264,699	32,746	800	800					299,045
37	Guidance Services	2120									0
38	Health Services	2130	234,400	26,141	190,500	4,200					455,241
39	Psychological Services	2140	169,871	30,803	63,857						264,531
40	Speech Pathology & Audiology Services	2150	268,433	36,270	2,000						306,703
41	Other Support Services - Pupils (Describe & Itemize)	2190	83,000			4,000					87,000
42	<b>Total Support Services - Pupil</b>	<b>2100</b>	<b>1,020,403</b>	<b>125,960</b>	<b>257,157</b>	<b>9,000</b>	<b>0</b>	<b>0</b>	<b>0</b>	<b>0</b>	<b>1,412,520</b>
43	<b>Support Services - Instructional Staff</b>	<b>2200</b>									
44	Improvement of Instruction Services	2210	230,192	48,799	114,813	11,500			98,600		503,904
45	Educational Media Services	2220	665,325	126,965	216,700	217,850	28,000		8,500		1,263,340
46	Assessment & Testing	2230			1,500	42,000					43,500
47	<b>Total Support Services - Instructional Staff</b>	<b>2200</b>	<b>895,517</b>	<b>175,764</b>	<b>333,013</b>	<b>271,350</b>	<b>28,000</b>	<b>0</b>	<b>107,100</b>	<b>0</b>	<b>1,810,744</b>
48	<b>Support Services - General Administration</b>	<b>2300</b>									
49	Board of Education Services	2310		79,000	129,650	22,675		9,705			241,030
50	Executive Administration Services	2320	257,351	87,201	61,000	21,837		3,000	1,000		431,389
51	Special Area Administration Services	2330	218,804	21,269	11,000	10,100					261,173
52	Tort Immunity Services	2360 - 2370									0
53	<b>Total Support Services - General Administration</b>	<b>2300</b>	<b>476,155</b>	<b>187,470</b>	<b>201,650</b>	<b>54,612</b>	<b>0</b>	<b>12,705</b>	<b>1,000</b>	<b>0</b>	<b>933,592</b>
54	<b>Support Services - School Administration</b>	<b>2400</b>									
55	Office of the Principal Services	2410	934,518	207,443	14,900	8,950		3,270			1,169,081
56	Other Support Services - School Administration (Describe & Itemize)	2490	79,100	1,268							80,368
57	<b>Total Support Services - School Administration</b>	<b>2400</b>	<b>1,013,618</b>	<b>208,711</b>	<b>14,900</b>	<b>8,950</b>	<b>0</b>	<b>3,270</b>	<b>0</b>	<b>0</b>	<b>1,249,449</b>

	A	B	C	D	E	F	G	H	I	J	K
1	Description: Enter Whole Numbers Only	Funct #	(100) Salaries	(200) Employee Benefits	(300) Purchased Services	(400) Supplies & Materials	(500) Capital Outlay	(600) Other Objects	(700) Non-Capitalized Equipment	(800) Termination Benefits	(900) Total
58	<b>Support Services - Business</b>	<b>2500</b>									
59	Direction of Business Support Services	2510	152,457	40,608	1,003	585		1,780			196,433
60	Fiscal Services	2520	227,532	32,000	12,100	19,833					291,465
61	Operation & Maintenance of Plant Services	2540									0
62	Pupil Transportation Services	2550									0
63	Food Services	2560	224,866	49,583	15,400	194,500		200	6,000		490,549
64	Internal Services	2570									0
65	<b>Total Support Services - Business</b>	<b>2500</b>	<b>604,855</b>	<b>122,191</b>	<b>28,503</b>	<b>214,918</b>	<b>0</b>	<b>1,980</b>	<b>6,000</b>	<b>0</b>	<b>978,447</b>
66	<b>Support Services - Central</b>	<b>2600</b>									
67	Direction of Central Support Services	2610									0
68	Planning, Research, Development & Evaluation Services	2620				15,000					15,000
69	Information Services	2630	44,736	89	23,175	200			400		68,600
70	Staff Services	2640									0
71	Data Processing Services	2660									0
72	<b>Total Support Services - Central</b>	<b>2600</b>	<b>44,736</b>	<b>89</b>	<b>23,175</b>	<b>15,200</b>	<b>0</b>	<b>0</b>	<b>400</b>	<b>0</b>	<b>83,600</b>
73	<b>Other Support Services (Describe &amp; Itemize)</b>	<b>2900</b>	<b>1,200</b>	<b>128</b>		<b>2,000</b>					<b>3,328</b>
74	<b>Total Support Services</b>	<b>2000</b>	<b>4,056,484</b>	<b>820,313</b>	<b>858,398</b>	<b>576,030</b>	<b>28,000</b>	<b>17,955</b>	<b>114,500</b>	<b>0</b>	<b>6,471,680</b>
75	<b>COMMUNITY SERVICES (ED)</b>	<b>3000</b>	<b>27,660</b>	<b>67</b>	<b>2,500</b>	<b>3,800</b>					<b>34,027</b>
76	<b>PAYMENTS TO OTHER DIST &amp; GOVT UNITS (ED)</b>	<b>4000</b>									
77	<b>Payments to Other Dist &amp; Govt Units (In-State)</b>	<b>4100</b>									
78	Payments for Regular Programs	4110									0
79	Payments for Special Education Programs	4120			80,000						80,000
80	Payments for Adult/Continuing Education Programs	4130									0
81	Payments for CTE Programs	4140									0
82	Payments for Community College Programs	4170									0
83	Other Payments to In-State Govt Units (Describe & Itemize)	4190						50,000			50,000
84	<b>Total Payments to Other Dist &amp; Govt Units (In-State)</b>	<b>4100</b>			<b>80,000</b>			<b>50,000</b>			<b>130,000</b>
85	Payments for Regular Programs - Tuition	4210									0
86	Payments for Special Education Programs - Tuition	4220						270,000			270,000
87	Payments for Adult/Continuing Education Programs - Tuition	4230									0
88	Payments for CTE Programs - Tuition	4240									0
89	Payments for Community College Programs - Tuition	4270									0
90	Payments for Other Programs - Tuition	4280									0
91	Other Payments to In-State Govt Units (Describe & Itemize)	4290									0
92	<b>Total Payments to Other Dist &amp; Govt Units - Tuition (In State)</b>	<b>4200</b>						<b>270,000</b>			<b>270,000</b>
93	Payments for Regular Programs - Transfers	4310									0
94	Payments for Special Education Programs - Transfers	4320									0
95	Payments for Adult/Continuing Ed Programs - Transfers	4330									0
96	Payments for CTE Programs - Transfers	4340									0
97	Payments for Community College Program - Transfers	4370									0
98	Payments for Other Programs - Transfers	4380									0
99	Other Payments to In-State Govt Units - Transfers (Describe & Itemize)	4390									0
100	<b>Total Payments to Other Dist &amp; Govt Units-Transfers (In State)</b>	<b>4300</b>			<b>0</b>			<b>0</b>			<b>0</b>
101	Payments to Other Dist & Govt Units (Out of State)	4400									0
102	<b>Total Payments to Other Dist &amp; Govt Units</b>	<b>4000</b>			<b>80,000</b>			<b>320,000</b>			<b>400,000</b>
103	<b>DEBT SERVICE (ED)</b>	<b>5000</b>									
104	<b>Debt Service - Interest on Short-Term Debt</b>	<b>5100</b>									
105	Tax Anticipation Warrants	5110									0
106	Tax Anticipation Notes	5120									0
107	Corporate Personal Property Repl Tax Anticipated Notes	5130									0
108	State Aid Anticipation Certificates	5140									0
109	Other Interest on Short-Term Debt (Describe & Itemize)	5150									0
110	<b>Total Debt Service - Interest on Short-Term Debt</b>	<b>5100</b>						<b>0</b>			<b>0</b>
111	<b>Debt Service - Interest on Long-Term Debt</b>	<b>5200</b>									<b>0</b>
112	<b>Total Debt Service</b>	<b>5000</b>						<b>0</b>			<b>0</b>

1	A	B	C	D	E	F	G	H	I	J	K
2	Description: Enter Whole Numbers Only	Funct #	(100) Salaries	(200) Employee Benefits	(300) Purchased Services	(400) Supplies & Materials	(500) Capital Outlay	(600) Other Objects	(700) Non-Capitalized Equipment	(800) Termination Benefits	(900) Total
113	<b>PROVISION FOR CONTINGENCIES (ED)</b>	<b>6000</b>									0
114	Total Direct Disbursements/Expenditures		15,685,994	2,046,894	1,051,489	1,150,325	43,300	1,055,430	115,500	0	21,148,932
115	Excess (Deficiency) of Receipts/Revenues Over Disbursements/Expenditures										(506,386)
117	<b>20 - OPERATIONS AND MAINTENANCE FUND (O&amp;M)</b>										
118	<b>SUPPORT SERVICES (O&amp;M)</b>	<b>2000</b>									
119	Support Services - Pupil	2100									
120	Other Support Services - Pupils (Describe & Itemize)	2190									0
121	Support Services - Business	2500									
122	Direction of Business Support Services	2510									0
123	Facilities Acquisition & Construction Services	2530			43,000						43,000
124	Operation & Maintenance of Plant Services	2540	854,140	171,575	273,000	447,850	146,000	1,000			1,893,565
125	Pupil Transportation Services	2550									0
126	Food Services	2560									0
127	Total Support Services - Business	2500	854,140	171,575	316,000	447,850	146,000	1,000	0	0	1,936,565
128	Other Support Services (Describe & Itemize)	2900									0
129	Total Support Services	2000	854,140	171,575	316,000	447,850	146,000	1,000	0	0	1,936,565
130	<b>COMMUNITY SERVICES (O&amp;M)</b>	<b>3000</b>									0
131	<b>PAYMENTS TO OTHER DIST &amp; GOVT UNITS (O&amp;M)</b>	<b>4000</b>									
132	Payments to Other Dist & Govt Units (In-State)	4100									
133	Payments for Regular Programs	4110									0
134	Payments for Special Education Programs	4120									0
135	Payments for CTE Program	4140									0
136	Other Payments to In-State Govt Units (Describe & Itemize)	4190									0
137	Total Payments to Other Dist & Govt Units (In-State)	4100			0			0			0
138	Payments to Other Dist & Govt Units (Out of State) <sup>14</sup>	4400									0
139	Total Payments to Other Dist & Govt Unit	4000			0			0			0
140	<b>DEBT SERVICE (O&amp;M)</b>	<b>5000</b>									
141	Debt Service - Interest on Short-Term Debt	5100									
142	Tax Anticipation Warrants	5110									0
143	Tax Anticipation Notes	5120									0
144	Corporate Personal Prop Repl Tax Anticipated Notes	5130									0
145	State Aid Anticipation Certificates	5140									0
146	Other Interest on Short-Term Debt (Describe & Itemize)	5150									0
147	Total Debt Service - Interest on Short-Term Debt	5100						0			0
148	Debt Service - Interest on Long-Term Debt	5200									0
149	Total Debt Service	5000						0			0
150	<b>PROVISION FOR CONTINGENCIES (O&amp;M)</b>	<b>6000</b>									0
151	Total Direct Disbursements/Expenditures		854,140	171,575	316,000	447,850	146,000	1,000	0	0	1,936,565
152	Excess (Deficiency) of Receipts/Revenues Over Disbursements/Expenditures										(341,565)
154	<b>30 - DEBT SERVICE FUND (DS)</b>										
155	<b>PAYMENTS TO OTHER DIST &amp; GOVT UNITS (DS)</b>	<b>4000</b>									
156	Payments to Other Dist & Govt Units (In-State)	4100									
157	Payments for Regular Programs	4110									0
158	Payments for Special Education Programs	4120									0
159	Other Payments to In-State Govt Units (Describe & Itemize)	4190									0
160	Total Payments to Other Dist & Govt Units (In-State)	4000						0			0
161	<b>DEBT SERVICE (DS)</b>	<b>5000</b>									
162	Debt Service - Interest on Short-Term Debt	5100									
163	Tax Anticipation Warrants	5110									0
164	Tax Anticipation Notes	5120									0

1	A	B	C	D	E	F	G	H	I	J	K
2	Description: Enter Whole Numbers Only	Funct #	(100) Salaries	(200) Employee Benefits	(300) Purchased Services	(400) Supplies & Materials	(500) Capital Outlay	(600) Other Objects	(700) Non-Capitalized Equipment	(800) Termination Benefits	(900) Total
165	Corporate Personal Prop Repl Tax Anticipation Notes	5130									0
166	State Aid Anticipation Certificates	5140									0
167	Other Interest on Short-Term Debt (Describe & Itemize)	5150									0
168	<b>Total Debt Service - Interest On Short-Term Debt</b>	<b>5100</b>						0			0
169	<b>Debt Service - Interest on Long-Term Debt</b>	<b>5200</b>						578,000			578,000
170	Debt Service - Payments of Principal on Long-Term Debt <sup>15</sup> (Lease/Purchase Principal Retired)	5300						2,183,000			2,183,000
171	Debt Service Other (Describe & Itemize)	5400			5,000						5,000
172	<b>Total Debt Service</b>	<b>5000</b>			5,000			2,761,000			2,766,000
173	<b>PROVISION FOR CONTINGENCIES (DS)</b>	<b>6000</b>									0
174	<b>Total Direct Disbursements/Expenditures</b>				5,000			2,761,000			2,766,000
175	<b>Excess (Deficiency) of Receipts/Revenues Over Disbursements/Expenditures</b>										(493,000)
176											
177	<b>40 - TRANSPORTATION FUND (TR)</b>										
178	<b>SUPPORT SERVICES (TR)</b>	<b>2000</b>									
179	<b>Support Services - Pupils</b>	<b>2100</b>									
180	Other Support Services - Pupils (Describe & Itemize)	2190									0
181	<b>Support Services - Business</b>										
182	Pupil Transportation Services	2550	86,449	5,761	1,335,900	200					1,428,310
183	Other Support Services (Describe & Itemize)	2900									0
184	<b>Total Support Services</b>	<b>2000</b>	<b>86,449</b>	<b>5,761</b>	<b>1,335,900</b>	<b>200</b>	<b>0</b>	<b>0</b>	<b>0</b>	<b>0</b>	<b>1,428,310</b>
185	<b>COMMUNITY SERVICES (TR)</b>	<b>3000</b>									0
186	<b>PAYMENTS TO OTHER DIST &amp; GOVT UNITS (TR)</b>	<b>4000</b>									
187	<b>Payments to Other Dist &amp; Govt Units (In-State)</b>	<b>4100</b>									
188	Payments for Regular Program	4110									0
189	Payments for Special Education Programs	4120									0
190	Payments for Adult/Continuing Education Programs	4130									0
191	Payments for CTE Programs	4140									0
192	Payments for Community College Programs	4170									0
193	Other Payments to In-State Govt Units (Describe & Itemize)	4190									0
194	<b>Total Payments to Other Dist &amp; Govt Units (In-State)</b>	<b>4100</b>			0			0			0
195	<b>Payments to Other Dist &amp; Govt Units (Out-of-State) (Describe &amp; Itemize)</b>	<b>4400</b>									0
196	<b>Total Payments to Other Dist &amp; Govt Units</b>	<b>4000</b>			0			0			0
197	<b>DEBT SERVICE (TR)</b>	<b>5000</b>									
198	<b>Debt Service - Interest on Short-Term Debt</b>	<b>5100</b>									
199	Tax Anticipation Warrants	5110									0
200	Tax Anticipation Notes	5120									0
201	Corporate Personal Prop Repl Tax Anticipation Notes	5130									0
202	State Aid Anticipation Certificates	5140									0
203	Other Interest on Short-Term Debt (Describe and Itemize)	5150									0
204	<b>Total Debt Service - Interest On Short-Term Debt</b>	<b>5100</b>						0			0
205	<b>Debt Service - Interest on Long-Term Debt</b>	<b>5200</b>									0
206	Debt Service - Payments of Principal on Long-Term Debt <sup>15</sup> (Lease/Purchase Principal Retired)	5300									0
207	Debt Service - Other (Describe and Itemize)	5400									0
208	<b>Total Debt Service</b>	<b>5000</b>						0			0
209	<b>PROVISION FOR CONTINGENCIES (TR)</b>	<b>6000</b>									0
210	<b>Total Direct Disbursements/Expenditures</b>		<b>86,449</b>	<b>5,761</b>	<b>1,335,900</b>	<b>200</b>	<b>0</b>	<b>0</b>	<b>0</b>	<b>0</b>	<b>1,428,310</b>
211	<b>Excess (Deficiency) of Receipts/Revenues Over Disbursements/Expenditures</b>										<b>14,690</b>
212											

1	A	B	C	D	E	F	G	H	I	J	K
2	Description: Enter Whole Numbers Only	Funct #	(100) Salaries	(200) Employee Benefits	(300) Purchased Services	(400) Supplies & Materials	(500) Capital Outlay	(600) Other Objects	(700) Non-Capitalized Equipment	(800) Termination Benefits	(900) Total
213	<b>50 - MUNICIPAL RETIREMENT/SOC SEC FUND (MR/SS)</b>										
214	<b>INSTRUCTION (MR/SS)</b>	<b>1000</b>									
215	Regular Program			122,321							122,321
216	Pre-K Programs	1125		9,712							9,712
217	Special Education Programs (Functions 1200-1220)	1200		186,880							186,880
218	Special Education Programs Pre-K	1225		15,921							15,921
219	Remedial and Supplemental Programs K-12	1250		16,292							16,292
220	Remedial and Supplemental Programs Pre-K	1275									0
221	Adult/Continuing Education Programs	1300									0
222	CTE Programs	1400									0
223	Interscholastic Programs	1500		0							0
224	Summer School Programs	1600		2,927							2,927
225	Gifted Programs	1650		2,592							2,592
226	Driver's Education Programs	1700									0
227	Bilingual Programs	1800		3,575							3,575
228	Truant Alternative & Optional Programs	1900									0
229	<b>Total Instruction</b>	<b>1000</b>		<b>360,220</b>							<b>360,220</b>
230	<b>SUPPORT SERVICES (MR/SS)</b>	<b>2000</b>									
231	<b>Support Services - Pupil</b>	<b>2100</b>									
232	Attendance & Social Work Services	2110		3,838							3,838
233	Guidance Services	2120									0
234	Health Services	2130		31,901							31,901
235	Psychological Services	2140		2,463							2,463
236	Speech Pathology & Audiology Services	2150		5,288							5,288
237	Other Support Services - Pupils (Describe & Itemize)	2190		0							0
238	<b>Total Support Services - Pupil</b>	<b>2100</b>		<b>43,490</b>							<b>43,490</b>
239	<b>Support Services - Instructional Staff</b>	<b>2200</b>									
240	Improvement of Instruction Services	2210		2,584							2,584
241	Educational Media Services	2220		101,666							101,666
242	Assessment & Testing	2230									0
243	<b>Total Support Services - Instructional Staff</b>	<b>2200</b>		<b>104,250</b>							<b>104,250</b>
244	<b>Support Services - General Administration</b>	<b>2300</b>									
245	Board of Education Services	2310									0
246	Executive Administration Services	2320		12,799							12,799
247	Special Area Administrative Services	2330		9,854							9,854
248	Claims Paid from Self Insurance Fund	2361									0
249	Workers' Compensation or Workers' Occupation Disease Acts Payments	2362									0
250	Unemployment Insurance Payments	2363									0
251	Insurance Payments (regular or self-insurance)	2364									0
252	Risk Management and Claims Services Payments	2365									0
253	Judgment and Settlements	2366									0
254	Educatl, Inspectl, Supervisory Serv. Related to Loss Prevention or Reduction	2367									0
255	Reciprocal Insurance Payments	2368									0
256	Legal Service	2369									0
257	<b>Total Support Services - General Administration</b>	<b>2300</b>		<b>22,653</b>							<b>22,653</b>
258	<b>Support Services - School Administration</b>	<b>2400</b>									
259	Office of the Principal Services	2410		56,605							56,605
260	Other Support Services - School Administration (Describe & Itemize)	2490		1,147							1,147
261	<b>Total Support Services - School Administration</b>	<b>2400</b>		<b>57,752</b>							<b>57,752</b>
262	<b>Support Services - Business</b>	<b>2500</b>									
263	Direction of Business Support Services	2510		6,760							6,760
264	Fiscal Services	2520		40,319							40,319
265	Facilities Acquisition & Construction Services	2530									0
266	Operation & Maintenance of Plant Service	2540		160,281							160,281
267	Pupil Transportation Services	2550		5,024							5,024
268	Food Services	2560		39,538							39,538
269	Internal Services	2570									0
270	<b>Total Support Services - Business</b>	<b>2500</b>		<b>251,922</b>							<b>251,922</b>

1	A	B	C	D	E	F	G	H	I	J	K
2	Description: Enter Whole Numbers Only	Funct #	(100) Salaries	(200) Employee Benefits	(300) Purchased Services	(400) Supplies & Materials	(500) Capital Outlay	(600) Other Objects	(700) Non-Capitalized Equipment	(800) Termination Benefits	(900) Total
271	<b>Support Services - Central</b>	<b>2600</b>									
272	Direction of Central Support Services	2610									0
273	Planning, Research, Development & Evaluation Services	2620									0
274	Information Services	2630		8,545							8,545
275	Staff Services	2640									0
276	Data Processing Services	2660									0
277	<b>Total Support Services - Central</b>	<b>2600</b>		<b>8,545</b>							<b>8,545</b>
278	<b>Other Support Services (Describe &amp; Itemize)</b>	<b>2900</b>									0
279	<b>Total Support Services</b>	<b>2000</b>		<b>488,612</b>							<b>488,612</b>
280	<b>COMMUNITY SERVICES (MR/SS)</b>	<b>3000</b>		4,329							4,329
281	<b>PAYMENTS TO OTHER DIST &amp; GOVT UNITS (MR/SS)</b>	<b>4000</b>									0
282	Payments for Regular Programs	4110									0
283	Payments for Special Education Programs	4120									0
284	Payments for CTE Programs	4140									0
285	<b>Total Payments to Other Dist &amp; Govt Units</b>	<b>4000</b>		<b>0</b>							<b>0</b>
286	<b>DEBT SERVICE (MR/SS)</b>	<b>5000</b>									0
287	<b>Debt Service - Interest on Short-Term Debt</b>	<b>5100</b>									0
288	Tax Anticipation Warrants	5110									0
289	Tax Anticipation Notes	5120									0
290	Corporate Personal Prop Repl Tax Anticipation Notes	5130									0
291	State Aid Anticipation Certificates	5140									0
292	Other (Describe & Itemize)	5150									0
293	<b>Total Debt Service</b>	<b>5000</b>						0			0
294	<b>PROVISION FOR CONTINGENCIES (MR/SS)</b>	<b>6000</b>									0
295	<b>Total Direct Disbursements/Expenditures</b>			<b>853,161</b>				<b>0</b>			<b>853,161</b>
296	<b>Excess (Deficiency) of Receipts/Revenues Over Disbursements/Expenditures</b>										<b>(20,661)</b>
297											
298	<b>60 - CAPITAL PROJECTS (CP)</b>										
299	<b>SUPPORT SERVICES (CP)</b>	<b>2000</b>									
300	<b>Support Services - Business</b>										
301	Facilities Acquisition & Construction Services	2530			10,000		700,000				710,000
302	Other Support Services (Describe & Itemize)	2900									0
303	<b>Total Support Services</b>	<b>2000</b>	<b>0</b>	<b>0</b>	<b>10,000</b>	<b>0</b>	<b>700,000</b>	<b>0</b>	<b>0</b>		<b>710,000</b>
304	<b>PAYMENTS TO OTHER DIST &amp; GOVT UNITS (CP)</b>	<b>4000</b>									
305	<b>Payments to Other Dist &amp; Govt Units (In-State)</b>	<b>4100</b>									
306	Payments to Regular Programs	4110									0
307	Payment for Special Education Programs	4120									0
308	Payment for CTE Programs	4140									0
309	Payments to Other Govt Units (In-State) (Describe & Itemize)	4190									0
310	<b>Total Payments to Other Districts &amp; Govt Units</b>	<b>4000</b>			<b>0</b>			<b>0</b>			<b>0</b>
311	<b>PROVISION FOR CONTINGENCIES (CP)</b>	<b>6000</b>									0
312	<b>Total Direct Disbursements/Expenditures</b>		<b>0</b>	<b>0</b>	<b>10,000</b>	<b>0</b>	<b>700,000</b>	<b>0</b>	<b>0</b>		<b>710,000</b>
313	<b>Excess (Deficiency) of Receipts/Revenues Over Disbursements/Expenditures</b>										<b>(707,900)</b>
314											
315	<b>70 WORKING CASH FUND (WC)</b>										
316											
317	<b>80 - TORT FUND (TF)</b>										
318	<b>SUPPORT SERVICES - GENERAL ADMINISTRATION</b>	<b>2000</b>									
319	Claims Paid from Self Insurance Fund	2361									0
320	Workers' Compensation or Workers' Occupational Disease Act Payments	2362			80,393						80,393
321	Unemployment Insurance Payments	2363			5,100						5,100
322	Insurance Payments (regular or self-insurance)	2364			10,574						10,574
323	Risk Management and Claims Services Payments	2365									0
324	Judgment and Settlements	2366									0



1	A	B	C	D	E	F	G	H	I	J	K
2	Description: Enter Whole Numbers Only	Funct #	(100) Salaries	(200) Employee Benefits	(300) Purchased Services	(400) Supplies & Materials	(500) Capital Outlay	(600) Other Objects	(700) Non-Capitalized Equipment	(800) Termination Benefits	(900) Total
325	Educatl, Inspectl, Supervisory Serv Related to Loss Prevention or Reduction	2367									0
326	Reciprocal Insurance Payments	2368									0
327	Legal Service	2369			45,000						45,000
328	Property Insurance (Building & Grounds)	2371			63,073						63,073
329	Vehicle Insurance (Transportation)	2372									0
330	<b>Total Support Services - General Administration</b>	<b>2000</b>	<b>0</b>	<b>0</b>	<b>204,140</b>	<b>0</b>	<b>0</b>	<b>0</b>	<b>0</b>		<b>204,140</b>
331	<b>PAYMENTS TO OTHER DIST &amp; GOVT UNITS (TF)</b>	<b>4000</b>									
332	Payments for Regular Programs	4110									0
333	Payments for Special Education Programs	4120									0
334	<b>Total Payments to Other Dist &amp; Govt Units</b>	<b>4000</b>						<b>0</b>			<b>0</b>
335	<b>DEBT SERVICE (TF)</b>	<b>5000</b>									
336	<b>Debt Service - Interest on Short-Term Debt</b>										
337	Tax Anticipation Warrants	5110									0
338	Corporate Personal Property Replacement Tax Anticipation Notes	5130									0
339	Other Interest or Short-Term Debt (Describe & Itemize)	5150									0
340	<b>Total Debt Service</b>	<b>5000</b>						<b>0</b>			<b>0</b>
341	<b>PROVISION FOR CONTINGENCIES (TF)</b>	<b>6000</b>									
342	<b>Total Direct Disbursements/Expenditures</b>		<b>0</b>	<b>0</b>	<b>204,140</b>	<b>0</b>	<b>0</b>	<b>0</b>	<b>0</b>		<b>204,140</b>
343	Excess (Deficiency) of Receipts/Revenues Over Disbursements/Expenditures										9,460
344											
345	<b>90 - FIRE PREVENTION &amp; SAFETY FUND (FP&amp;S)</b>										
346	<b>SUPPORT SERVICES (FP&amp;S)</b>	<b>2000</b>									
347	<b>Support Services - Business</b>	<b>2500</b>									
348	Facilities Acquisition & Construction Services	2530									0
349	Operation & Maintenance of Plant Service	2540									0
350	<b>Total Support Services - Business</b>	<b>2500</b>	<b>0</b>	<b>0</b>	<b>0</b>	<b>0</b>	<b>0</b>	<b>0</b>	<b>0</b>		<b>0</b>
351	Other Support Services (Describe & Itemize)	2900									0
352	<b>Total Support Services</b>	<b>2000</b>	<b>0</b>	<b>0</b>	<b>0</b>	<b>0</b>	<b>0</b>	<b>0</b>	<b>0</b>		<b>0</b>
353	<b>PAYMENTS TO OTHER DISTRICTS &amp; GOVT UNITS (FP&amp;S)</b>	<b>4000</b>									
354	Payments to Regular Programs	4110									0
355	Payments to Special Education Programs	4120									0
356	Other Payments to In-State Govt Units (Describe & Itemize)	4190									0
357	<b>Total Payments to Other Districts &amp; Govt Units (FPS)</b>	<b>4000</b>						<b>0</b>			<b>0</b>
358	<b>DEBT SERVICE (FP&amp;S)</b>	<b>5000</b>									
359	<b>Debt Service - Interest on Short-Term Debt</b>	<b>5100</b>									
360	Tax Anticipation Warrants	5110									0
361	Other Interest on Short-Term Debt (Describe & Itemize)	5150									0
362	<b>Total Debt Service - Interest on Short-Term Debt</b>	<b>5100</b>						<b>0</b>			<b>0</b>
363	<b>Debt Service - Interest on Long-Term Debt</b>	<b>5200</b>									
364	<b>Debt Service - Payments of Principal on Long-Term Debt <sup>15</sup> (Lease/Purchase Principal Retired)</b>	<b>5300</b>									0
365	<b>Total Debt Service</b>	<b>5000</b>						<b>0</b>			<b>0</b>
366	<b>PROVISIONS FOR CONTINGENCIES (FP&amp;S)</b>	<b>6000</b>									
367	<b>Total Direct Disbursements/Expenditures</b>		<b>0</b>	<b>0</b>	<b>0</b>	<b>0</b>	<b>0</b>	<b>0</b>	<b>0</b>		<b>0</b>
368	Excess (Deficiency) of Receipts/Revenues Over Disbursements/Expenditures										720

---

**This page is provided for detailed itemizations as requested within the body of the Report.**

---

**Revenues**

1. Page 7, Line 107, Column 1 - Education Fund Sales - Other Revenue  
10-1999 - Miscellaneous/Pcard rebate
2. Page 7, Line 107, Column 2 - Operations & Maintenance Fund - Other Revenue  
20-1999 - Miscellaneous/Erate

**Expenditures**

1. Page 11, Line 41, Column 1 - Other Support Services -Pupils  
2190 - Lunch/Playground Supervisors
- 2 Page 11, Line 56, Column 1 - Other Support Services School Administration  
2490 - Dean of Students
- 3 Page 11, Line 56, Column 2 - Other Support Services School Administration  
2490 - Dean of Students
- 4 Page 12, Line 73, Column 1 - Other Support Services  
2900 - Homeless Liason Stipend
- 5 Page 12, Line 73, Column 2 - Other Support Services  
2900 - Homeless Liason Benefits
- 6 Page 12, Line 73, Column 4 - Other Support Services  
2900 - Homeless Liason Supplies
- 7 Page 12, Line 83, Column 6 - Other Payments to In-State Govt. Units  
4190 - Real Estate Tax Incentives
- 8 Page 14, Line 171, Column 3 - Debt Services Other  
5400 - Bond Administration
- 9 Page 15, Line 260, Column 2 - Other Support Services -School Administration  
2490 - Dean of Students

	A	B	C	D	E	F
1	<b>DEFICIT BUDGET SUMMARY INFORMATION - Operating Funds Only</b>					
2	<b>Description</b>	<b>EDUCATIONAL FUND (10)</b>	<b>OPERATIONS &amp; MAINTENANCE FUND (20)</b>	<b>TRANSPORTATION FUND (40)</b>	<b>WORKING CASH FUND (70)</b>	<b>TOTAL</b>
3	<b>Direct Revenues</b>	20,642,546	1,595,000	1,443,000	92,720	<b>23,773,266</b>
4	<b>Direct Expenditures</b>	21,148,932	1,936,565	1,428,310		<b>24,513,807</b>
5	<b>Difference</b>	<b>(506,386)</b>	<b>(341,565)</b>	14,690	92,720	<b>(740,541)</b>
6	<b>Estimated Fund Balance - June 30, 2020</b>	4,630,949	328,429	42,458	7,336,480	<b>12,338,316</b>
7	<b>Unbalanced budget, however, a deficit reduction plan is not required at this time.</b>					
8	A deficit reduction plan is required if the local board of education adopts (or amends) the 2019-20 school district budget in which the "operating funds" listed above result in direct revenues (line 9) being less than direct expenditures (line 19) by an amount equal to or greater than one-third (1/3) of the ending fund balance (line 81).					
10	<b>Note:</b> The balance is determined using only the four funds listed above. That is, if the estimated ending fund balance is less than three times the deficit spending, the district must adopt and file with ISBE a deficit reduction plan to balance the shortfall within three years.					
12	The School Code, Section 17-1 (105 ILCS 5/17-1) - If the 2018-2019 Annual Financial Report (AFR) reflects a deficit as defined above (page 36), then the school district shall adopt and submit a deficit reduction plan (found here on page 20-24) to ISBE within 30 days after acceptance of the AFR.					
13	The deficit reduction plan, if required, is developed using ISBE guidelines and format.					

**ILLINOIS STATE BOARD OF EDUCATION**  
**School Business Services Division**

	A	B	C	D	E	F	G
1			<b>DEFICIT REDUCTION PLAN</b> <b>ESTIMATED BUDGET</b> <b>FY2019-2020</b>				
2							
3	<b>07-016-1530-02-0000</b>						
4	<i>District Number</i>						
5	<b>Homewood School District #153</b>						
6	<i>District Name</i>		<b>Educational Fund</b>	<b>Operations &amp; Maintenance Fund</b>	<b>Transportation Fund</b>	<b>Working Cash Fund</b>	<b>Total</b>
7	<b>ESTIMATED BEGINNING FUND BALANCE</b> <i>(must equal prior Ending Fund Balance)</i>		4,137,335	669,994	27,768	8,943,760	13,778,857
8	<b>RECEIPTS/REVENUES</b>	<b>Acct #</b>					
9	<b>LOCAL SOURCES</b>	<b>1000</b>	12,557,710	1,595,000	503,000	92,720	14,748,430
10	<b>FLOW-THROUGH RECEIPTS/REVENUES FROM ONE DISTRICT TO ANOTHER DISTRICT</b>	<b>2000</b>	0	0	0		0
11	<b>STATE SOURCES</b>	<b>3000</b>	7,049,936	0	940,000	0	7,989,936
12	<b>FEDERAL SOURCES</b>	<b>4000</b>	1,034,900	0	0	0	1,034,900
13	<b>Total Receipts/Revenues</b>		20,642,546	1,595,000	1,443,000	92,720	23,773,266
14	<b>DISBURSEMENTS/EXPENDITURES</b>	<b>Funct #</b>					
15	<b>INSTRUCTION</b>	<b>1000</b>	14,243,225				14,243,225
16	<b>SUPPORT SERVICES</b>	<b>2000</b>	6,471,680	1,936,565	1,428,310		9,836,555
17	<b>COMMUNITY SERVICES</b>	<b>3000</b>	34,027	0	0		34,027
18	<b>PAYMENTS TO OTHER DISTRICTS &amp; GOVT. UNITS</b>	<b>4000</b>	400,000	0	0		400,000
19	<b>DEBT SERVICES</b>	<b>5000</b>	0	0	0		0
20	<b>PROVISION FOR CONTINGENCIES</b>	<b>6000</b>	0	0	0		0
21	<b>Total Disbursements/Expenditures</b>		21,148,932	1,936,565	1,428,310		24,513,807
22	<b>Excess of Receipts/Revenue Over/(Under) Disbursements/Expenditures</b>		<b>(506,386)</b>	<b>(341,565)</b>	14,690	92,720	<b>(740,541)</b>
23	<b>OTHER SOURCES/USES OF FUNDS</b>						
24	<b>OTHER SOURCES OF FUNDS (7000)</b>		1,000,000	0	0	0	1,000,000
25	<b>OTHER USES OF FUNDS (8000)</b>		0	0	0	1,700,000	1,700,000
26	<b>TOTAL OTHER SOURCES/USES OF FUNDS</b>		1,000,000	0	0	<b>(1,700,000)</b>	<b>(700,000)</b>
27	<b>ESTIMATED ENDING FUND BALANCE</b>		4,630,949	328,429	42,458	7,336,480	12,338,316

**ILLINOIS STATE BOARD OF EDUCATION  
School Business Services Division**

	A	B	H	I	J	K	L
1			<b>ESTIMATED BUDGET FY2020-2021</b>				
2							
3	<b>07-016-1530-02-0000</b>						
4	<i>District Number</i>						
5	<b>Homewood School District #153</b>						
6	<i>District Name</i>		<b>Educational Fund</b>	<b>Operations &amp; Maintenance Fund</b>	<b>Transportation Fund</b>	<b>Working Cash Fund</b>	<b>Total</b>
7	<b>ESTIMATED BEGINNING FUND BALANCE (must equal prior Ending Fund Balance)</b>		4,630,949	328,429	42,458	7,336,480	12,338,316
8	<b>RECEIPTS/REVENUES</b>	<b>Acct #</b>					
9	<b>LOCAL SOURCES</b>	<b>1000</b>					0
10	<b>FLOW-THROUGH RECEIPTS/REVENUES FROM ONE DISTRICT TO ANOTHER DISTRICT</b>	<b>2000</b>					0
11	<b>STATE SOURCES</b>	<b>3000</b>					0
12	<b>FEDERAL SOURCES</b>	<b>4000</b>					0
13	<b>Total Receipts/Revenues</b>		0	0	0	0	0
14	<b>DISBURSEMENTS/EXPENDITURES</b>	<b>Funct #</b>					
15	<b>INSTRUCTION</b>	<b>1000</b>					0
16	<b>SUPPORT SERVICES</b>	<b>2000</b>					0
17	<b>COMMUNITY SERVICES</b>	<b>3000</b>					0
18	<b>PAYMENTS TO OTHER DISTRICTS &amp; GOVT. UNITS</b>	<b>4000</b>					0
19	<b>DEBT SERVICES</b>	<b>5000</b>					0
20	<b>PROVISION FOR CONTINGENCIES</b>	<b>6000</b>					0
21	<b>Total Disbursements/Expenditures</b>		0	0	0		0
22	<b>Excess of Receipts/Revenue Over/(Under) Disbursements/Expenditures</b>		0	0	0	0	0
23	<b>OTHER SOURCES/USES OF FUNDS</b>						
24	<b>OTHER SOURCES OF FUNDS (7000)</b>						0
25	<b>OTHER USES OF FUNDS (8000)</b>						0
26	<b>TOTAL OTHER SOURCES/USES OF FUNDS</b>		0	0	0	0	0
27	<b>ESTIMATED ENDING FUND BALANCE</b>		4,630,949	328,429	42,458	7,336,480	12,338,316

**ILLINOIS STATE BOARD OF EDUCATION**  
**School Business Services Division**

	A	B	M	N	O	P	Q
1			<b>ESTIMATED BUDGET FY2021-2022</b>				
2							
3	<b>07-016-1530-02-0000</b>						
4	<i>District Number</i>						
5	<b>Homewood School District #153</b>						
6	<i>District Name</i>		<b>Educational Fund</b>	<b>Operations &amp; Maintenance Fund</b>	<b>Transportation Fund</b>	<b>Working Cash Fund</b>	<b>Total</b>
7	<b>ESTIMATED BEGINNING FUND BALANCE (must equal prior Ending Fund Balance)</b>		4,630,949	328,429	42,458	7,336,480	12,338,316
8	<b>RECEIPTS/REVENUES</b>	<b>Acct #</b>					
9	<b>LOCAL SOURCES</b>	<b>1000</b>					0
10	<b>FLOW-THROUGH RECEIPTS/REVENUES FROM ONE DISTRICT TO ANOTHER DISTRICT</b>	<b>2000</b>					0
11	<b>STATE SOURCES</b>	<b>3000</b>					0
12	<b>FEDERAL SOURCES</b>	<b>4000</b>					0
13	<b>Total Receipts/Revenues</b>		0	0	0	0	0
14	<b>DISBURSEMENTS/EXPENDITURES</b>	<b>Funct #</b>					
15	<b>INSTRUCTION</b>	<b>1000</b>					0
16	<b>SUPPORT SERVICES</b>	<b>2000</b>					0
17	<b>COMMUNITY SERVICES</b>	<b>3000</b>					0
18	<b>PAYMENTS TO OTHER DISTRICTS &amp; GOVT. UNITS</b>	<b>4000</b>					0
19	<b>DEBT SERVICES</b>	<b>5000</b>					0
20	<b>PROVISION FOR CONTINGENCIES</b>	<b>6000</b>					0
21	<b>Total Disbursements/Expenditures</b>		0	0	0		0
22	<b>Excess of Receipts/Revenue Over/(Under) Disbursements/Expenditures</b>		0	0	0	0	0
23	<b>OTHER SOURCES/USES OF FUNDS</b>						
24	<b>OTHER SOURCES OF FUNDS (7000)</b>						0
25	<b>OTHER USES OF FUNDS (8000)</b>						0
26	<b>TOTAL OTHER SOURCES/USES OF FUNDS</b>		0	0	0	0	0
27	<b>ESTIMATED ENDING FUND BALANCE</b>		4,630,949	328,429	42,458	7,336,480	12,338,316

**ILLINOIS STATE BOARD OF EDUCATION  
School Business Services Division**

	A	B	R	S	T	U	V
1			<b>ESTIMATED BUDGET FY2022-2023</b>				
2							
3	<b>07-016-1530-02-0000</b>						
4	<i>District Number</i>						
5	<b>Homewood School District #153</b>						
6	<i>District Name</i>		<b>Educational Fund</b>	<b>Operations &amp; Maintenance Fund</b>	<b>Transportation Fund</b>	<b>Working Cash Fund</b>	<b>Total</b>
7	<b>ESTIMATED BEGINNING FUND BALANCE (must equal prior Ending Fund Balance)</b>		4,630,949	328,429	42,458	7,336,480	12,338,316
8	<b>RECEIPTS/REVENUES</b>	<b>Acct #</b>					
9	<b>LOCAL SOURCES</b>	1000					0
10	<b>FLOW-THROUGH RECEIPTS/REVENUES FROM ONE DISTRICT TO ANOTHER DISTRICT</b>	2000					0
11	<b>STATE SOURCES</b>	3000					0
12	<b>FEDERAL SOURCES</b>	4000					0
13	<b>Total Receipts/Revenues</b>		0	0	0	0	0
14	<b>DISBURSEMENTS/EXPENDITURES</b>	<b>Funct #</b>					
15	<b>INSTRUCTION</b>	1000					0
16	<b>SUPPORT SERVICES</b>	2000					0
17	<b>COMMUNITY SERVICES</b>	3000					0
18	<b>PAYMENTS TO OTHER DISTRICTS &amp; GOVT. UNITS</b>	4000					0
19	<b>DEBT SERVICES</b>	5000					0
20	<b>PROVISION FOR CONTINGENCIES</b>	6000					0
21	<b>Total Disbursements/Expenditures</b>		0	0	0		0
22	<b>Excess of Receipts/Revenue Over/(Under) Disbursements/Expenditures</b>		0	0	0	0	0
23	<b>OTHER SOURCES/USES OF FUNDS</b>						
24	<b>OTHER SOURCES OF FUNDS (7000)</b>						0
25	<b>OTHER USES OF FUNDS (8000)</b>						0
26	<b>TOTAL OTHER SOURCES/USES OF FUNDS</b>		0	0	0	0	0
27	<b>ESTIMATED ENDING FUND BALANCE</b>		4,630,949	328,429	42,458	7,336,480	12,338,316

**ILLINOIS STATE BOARD OF EDUCATION  
School Business Services Division**

	A	B	W	X	Y	Z
1			<b>SUMMARY</b> <b>BUDGET ADDENDUM - DEFICIT REDUCTION PLAN</b> <b>ESTIMATED BUDGET</b> Date of Adoption: _____ (Enter as MM/DD/YY)			
2						
3	<b>07-016-1530-02-0000</b>					
4	<i>District Number</i>					
5	<b>Homewood School District #153</b>					
6	<i>District Name</i>		<b>FY2019-2020</b>	<b>FY2020-2021</b>	<b>FY2021-2022</b>	<b>FY2022-2023</b>
7	<b>ESTIMATED BEGINNING FUND BALANCE (must equal prior Ending Fund Balance)</b>		13,778,857	12,338,316	12,338,316	12,338,316
8	<b>RECEIPTS/REVENUES</b>	<b>Acct #</b>				
9	<b>LOCAL SOURCES</b>	<b>1000</b>	14,748,430	0	0	0
10	<b>FLOW-THROUGH RECEIPTS/REVENUES FROM ONE DISTRICT TO ANOTHER DISTRICT</b>	<b>2000</b>	0	0	0	0
11	<b>STATE SOURCES</b>	<b>3000</b>	7,989,936	0	0	0
12	<b>FEDERAL SOURCES</b>	<b>4000</b>	1,034,900	0	0	0
13	<b>Total Receipts/Revenues</b>		23,773,266	0	0	0
14	<b>DISBURSEMENTS/EXPENDITURES</b>	<b>Funct #</b>				
15	<b>INSTRUCTION</b>	<b>1000</b>	14,243,225	0	0	0
16	<b>SUPPORT SERVICES</b>	<b>2000</b>	9,836,555	0	0	0
17	<b>COMMUNITY SERVICES</b>	<b>3000</b>	34,027	0	0	0
18	<b>PAYMENTS TO OTHER DISTRICTS &amp; GOVT. UNITS</b>	<b>4000</b>	400,000	0	0	0
19	<b>DEBT SERVICES</b>	<b>5000</b>	0	0	0	0
20	<b>PROVISION FOR CONTINGENCIES</b>	<b>6000</b>	0	0	0	0
21	<b>Total Disbursements/Expenditures</b>		24,513,807	0	0	0
22	<b>Excess of Receipts/Revenue Over/(Under) Disbursements/Expenditures</b>		(740,541)	0	0	0
23	<b>OTHER SOURCES/USES OF FUNDS</b>					
24	<b>OTHER SOURCES OF FUNDS (7000)</b>		1,000,000	0	0	0
25	<b>OTHER USES OF FUNDS (8000)</b>		1,700,000	0	0	0
26	<b>TOTAL OTHER SOURCES/USES OF FUNDS</b>		(700,000)	0	0	0
27	<b>ESTIMATED ENDING FUND BALANCE</b>		12,338,316	12,338,316	12,338,316	12,338,316



**Deficit Reduction Plan-Background/Assumptions**  
**Fiscal Year 2019-2020 through Fiscal Year 2022-2023**

---

**Homewood School District #153      07-016-1530-02-0000**

---

*Please complete the following schedule and include a brief description to identify any areas of the budget that will be impacted from one year to the next. If the deficit reduction plan relies upon new local revenues, identify contingencies for further budget reductions which will be enacted in the event those new revenues are not available.*

---

**1. Background and Narrative of Budget Reductions:**

**2. Assumptions Used in the Deficit Reduction Plan:**

- EBF and Estimated New Tier Funding:

- Equal Assessed Valuation and Tax Rates:

- Employee Salaries and Benefits:

- Short and Long Term Borrowing:

- Educational Impact:

**- Other Assumptions:**

**- Has the district considered shared services or outsourcing (Ex: Transportation, Insurance) If yes please explain:**

### ESTIMATED LIMITATION OF ADMINISTRATIVE COSTS

*(For Local Use Only)*

***This is an estimated Limitation of Administrative Costs Worksheet only and will not be accepted for Official Submission of the Limitation of Administrative Costs Worksheet.***

*The worksheet is intended for use during the budgeting process to estimate the district's percent increase of FY2020 budgeted expenditures over FY2019 actual expenditures. Budget information is copied to this page. Insert the prior year estimated actual expenditures to compute the estimated percentage increase (decrease).*

*The official Limitation of Administrative Costs Worksheet is attached to the end of the Annual Financial Report (ISBE Form 50-35) and may be submitted in conjunction with that report.*

*An official Limitation of Administrative Costs Worksheet can also be found on the ISBE website at:*

[Limitation of Administrative Costs](#)

ESTIMATED LIMITATION OF ADMINISTRATIVE COSTS WORKSHEET		School District Name: <b>Homewood School District #153</b>					
(Section 17-1.5 of the School Code)		RCDT Number: <b>07-016-1530-02-0000</b>					
		Estimated Actual Expenditures, Fiscal Year 2019			Budgeted Expenditures, Fiscal Year 2020		
Description (Enter Whole Numbers Only)	Funct #	(10) Educational Fund	(20) Operations & Maintenance Fund	Total	(10) Educational Fund	(20) Operations & Maintenance Fund	Total
1. Executive Administration Services	2320	467,638		467,638	431,389		431,389
2. Special Area Administration Services	2330	260,788		260,788	261,173		261,173
3. Other Support Services - School Administration	2490	75,278		75,278	80,368		80,368
4. Direction of Business Support Services	2510	191,488		191,488	196,433	0	196,433
5. Internal Services	2570	0		0	0		0
6. Direction of Central Support Services	2610	0		0	0		0
7. Deduct - Early Retirement or other pension obligations required by state law and include above				0			0
<b>8. Totals</b>		995,192	0	995,192	969,363	0	969,363
<b>9. Estimated Percent Increase (Decrease) for FY2020 (Budgeted) over FY2019 (Actual)</b>							-3%

**REPORTING OF PUBLIC VENDOR CONTRACTS OF \$1,000 OR MORE**

*In accordance with the School Code, Section 10-20.21, all **school districts** are required to file a report listing 'vendor contracts' as an attachment to their budget. In this context, the term "vendor contracts" refers to "all contracts and agreements that pertain to goods and services that were intended to generate additional revenue and other remunerations for the **school district** in excess of \$1,000, including without limitation vending machine contracts, sports and other attire, class rings, and photographic services. **The report is to list information regarding such contracts for the fiscal year immediately preceding the fiscal year of the budget.** All such contracts executed on or after July 1, 2007 must be approved by the school board.*

*See: [School Code, Section 10-20.21 - Contracts](#)*

*(Sheet is unprotected and can be re-formatted as needed, but must be used for submission)*

<b>Name of Vendor</b>	<b>Product or Service Provided</b>	<b>Net Revenue</b>	<b>Non-Monetary Remuneration</b>	<b>Purpose of Proceeds</b>	<b>Distribution Method and Recipient of Non-Monetary Remunerations Distributed</b>

## Reference Description

---

- 1 Each fund balance should correspond to the fund balance reflected on the books as of June 30th - Balance Sheet Accounts #720 and #730 (audit figures, if available).
- 2 Accounting and Financial Reporting for Certain Grants and Other Financial Assistance. The "On-Behalf" Payments should only be reflected on this page (Budget Summary, Lines 10 and 20).
- 3 Requires the secretary of the school board to notify the county clerk (within 30 days of the transfer approval) to abate an equal amount of taxes to be next extended. See Sec. 10-22.14 & 17-2.11.
- 3<sup>a</sup> Requires notification to the county clerk to abate an equal amount from taxes next extended. See section 10-22.14
- 4 Principal on Bonds Sold:
  - (1) Funding Bonds are to be entered in the fund or funds in which the liability occurs.
  - (2) Refunding Bonds can be entered in the Debt Services Fund only.
  - (3) Building Bonds can be entered in the Capital Projects Fund only.
  - (4) Fire Prevention and Safety Bonds can be entered in the Fire Prevention & Safety Fund only.
- 5
 

The proceeds from the sale of school sites, buildings, or other real estate shall be used first to pay the principal and interest on any outstanding bonds on the property being sold, and after all such bonds have been retired, the remaining proceeds from the sale next shall be used by the school board to meet any urgent district needs as determined under Sections 2-3.12 and 17-2.11 of the School Code. Once these issues have been addressed, any remaining proceeds may be used for any other authorized purpose and for deposit into any district fund.
- 6 The School Code, Section 10-22.44 prohibits the transfer of interest earned on the investment of "any funds for purposes of Illinois Municipal Retirement under the Pension Code." This prohibition does not include funds for Social Security and Medicare-only purposes. For additional requirements on interest earnings, see 23 Illinois Administrative Code, Part 100, Section 100.50.
- 7 Cash plus investments must be greater than or equal to zero.
- 8 For cash basis budgets, this total will equal the Budget Summary - Total Direct Receipts/Revenues (Line 9) plus Total Other Sources of Funds (Line 46).
- 9 For cash basis budgets, this total will equal the Budget Summary - Total Direct Disbursements/Expenditures (Line 19) plus Total Other Uses of Funds (Line 79).
- 10 Working Cash Fund loans may be made to any district fund for which taxes are levied (Section 20-5 of the School Code).
- 11 Include revenue accounts 1110 through 1115, 1117,1118 & 1120.
- 12 The School Code Section 17-2.2c. Tax for leasing educational facilities or computer technology or both, and for temporary relocation expense purposes.
- 13 Corporate personal property replacement tax revenue must be first applied to the Municipal Retirement/Social Security Fund to replace tax revenue lost due to the abolition of the corporate personal property tax (30 ILCS 115/12). This provision does not apply to taxes levied for Medicare-Only purposes.
- 14 Only tuition payments made to private facilities. See Functions 4200 or 4400 for estimated public facility disbursements/expenditures.
- 15 Payment towards the retirement of lease/purchase agreements or bonded/other indebtedness (principal only) otherwise reported within the fund - e.g.: alternate revenue bonds. (Describe & Itemize)
- 16 Only abolishment of Working Cash Fund must transfer its funds directly to the Educational Fund upon adoption of a resolution and at the close of the current school Year (see 105 ILCS 5/20-8 for further explanation)  
Only abatement of working cash fund can transfer its funds to any fund in most need of money  
(see 105 ILCS 5/20-10 for further explanation)

<b>CHECK FOR ERRORS</b>	
<p>This worksheet checks various cells to assure that selected items are in balance.  Out-of-balance conditions are accompanied by an error message.  Errors must be corrected before the budget is finalized and submitted to ISBE.</p>	
Budget Item References	Message
<b>Is Deficit Reduction Plan Required?</b>	<b>Deficit reduction plan is not required.</b>
<b>If required, is Deficit Reduction Plan Completed (Page: DefReductPlan 20-24)?</b>	
<b>1. Cover Page - CASH or ACCRUAL</b>	
Check one type of Accounting Basis used on the Cover sheet.	<b>CASH</b>
<b>2. Budget Summary: Other Sources (Page BudgetSum 2-3 - Acct 7000), must equal Other Uses (BudgetSum 2-3 - Acct. 8000).</b>	
Estimated Beginning Fund Balance July,1 2019 for all Funds (Cells C3 - K3) (Line must have a number or zero. Do not leave blank.)	<b>OK</b>
Transfer Among Funds (Funds 10, 20, 40 - Acct 7130 - Cells C29, D29, F29), must equal (Funds 10, 20 & 40 - Acct 8130 - Cells C52, D52, F52).	<b>OK</b>
Transfer of Interest (Funds 10 thru 90 - Acct 7140 - Cells C30:K30), must equal (Funds 10 thru 60, & 80 - Acct 8140 - Cells C53:H53, J53).	<b>OK</b>
Transfer to Debt Service to Pay Principal on Capital Leases (Fund 30 - Acct 7400 - Cell E39) must equal (Funds 10, 20 & 60 - Acct 8400 Cells C57:H60).	<b>OK</b>
Transfer to Debt Service to Pay Interest on Capital Leases (Fund 30 - Acct 7500 - Cell E40) must equal (Funds 10, 20 & 60 - Acct 8500 - Cells C61:H64).	<b>OK</b>
Transfer to Debt Service Fund to Pay Principal on Revenue Bonds (Fund 30 - Acct 7600 - Cell E41) must equal (Funds 10 & 20 - Acct 8600 - Cells C65:D68).	<b>OK</b>
Transfer to Debt Service to Pay Interest on Revenue Bonds (Fund 30 - Acct 7700 - Cell E42) must equal (Funds 10 & 20 - Acct 8700 - Cells C69:D72).	<b>OK</b>
Transfer to Capital Projects Fund (Fund 60 - Acct 7800 - Cell H43) must equal (Fund 10 & 20, Acct 8800 - Cells C73:D76).	<b>OK</b>
<b>3. Summary of Cash Transactions: Beginning Cash Balance on Hand July 1, 2019, (CashSum 4, All Funds), cannot be negative.</b>	
Educational (Fund 10 - Cell C3)	<b>OK</b>
Operations & Maintenance (Fund 20 - Cell D3)	<b>OK</b>
Debt Service (Fund 30 - Cell E3)	<b>OK</b>
Transportation (Fund 40 - Cell F3)	<b>OK</b>
Municipal Retirement/Social Security (Fund 50 - Cell G3)	<b>OK</b>
Capital Projects (Fund 60 - Cell H3)	<b>OK</b>
Working Cash (Fund 70 - Cell I3)	<b>OK</b>
Tort (Fund 80 - Cell J3)	<b>OK</b>
Fire Prevention & Safety (Fund 90 - Cell K3)	<b>OK</b>
<b>4. Summary of Cash Transactions: Ending Cash Balance on Hand June 30, 2020, (Page CashSum 4 - All Funds), cannot be negative.</b>	
Educational (Fund 10 - Cell C21)	<b>OK</b>
Operations & Maintenance (Fund 20 - Cell D21)	<b>OK</b>
Debt Service (Fund 30 - Cell E21)	<b>OK</b>
Transportation (Fund 40 - F21)	<b>OK</b>
Municipal Retirement/Social Security (Fund 50 - Cell G21)	<b>OK</b>
Capital Projects (Fund 60 - H21)	<b>OK</b>
Working Cash (Fund 70 - Cell I21)	<b>OK</b>
Tort (Fund 80 - Cell J21)	<b>OK</b>
Fire Prevention & Safety (Fund 90 - Cell K21)	<b>OK</b>
<b>5. Summary of Cash Transactions: Other Receipts, (Page CashSum 4), must equal Other Disbursements, (Page CashSum 4).</b>	
Interfund Loans Payable (Funds 10:60, 80, 90 - Acct 411 - Cells C6:H6, J6:K6) must equal Interfund Loans Receivable (Funds 10:20, 40, 70 - Acct 141 - Cells C15:D15, F15, I15).	<b>OK</b>
Interfund Loans Receivable (Funds 10, 20, 40 & 70 - Acct 141 - Cells C7:D7, F7, I7) must equal Interfund Loans Payable (Funds 10:60, 80, 90 - Acct 411 - Cells C16:H16, J16, K16).	<b>OK</b>

*End of Balancing*