

---

# Technology Data Report: Telling Our Story

RBUSD Board of Education Presentation  
June 23, 2015

---

Dr. Annette Alpern, Deputy Superintendent, Educational Services  
Mr. Derek Kinsey, Chief Technology Officer

---



# School Infrastructure

95%



of teachers can get devices for their students when needed more than half the time



of teachers report high quality internet speed



of teachers report a typical student to computer ratio of 2:1 or 1:1


95%



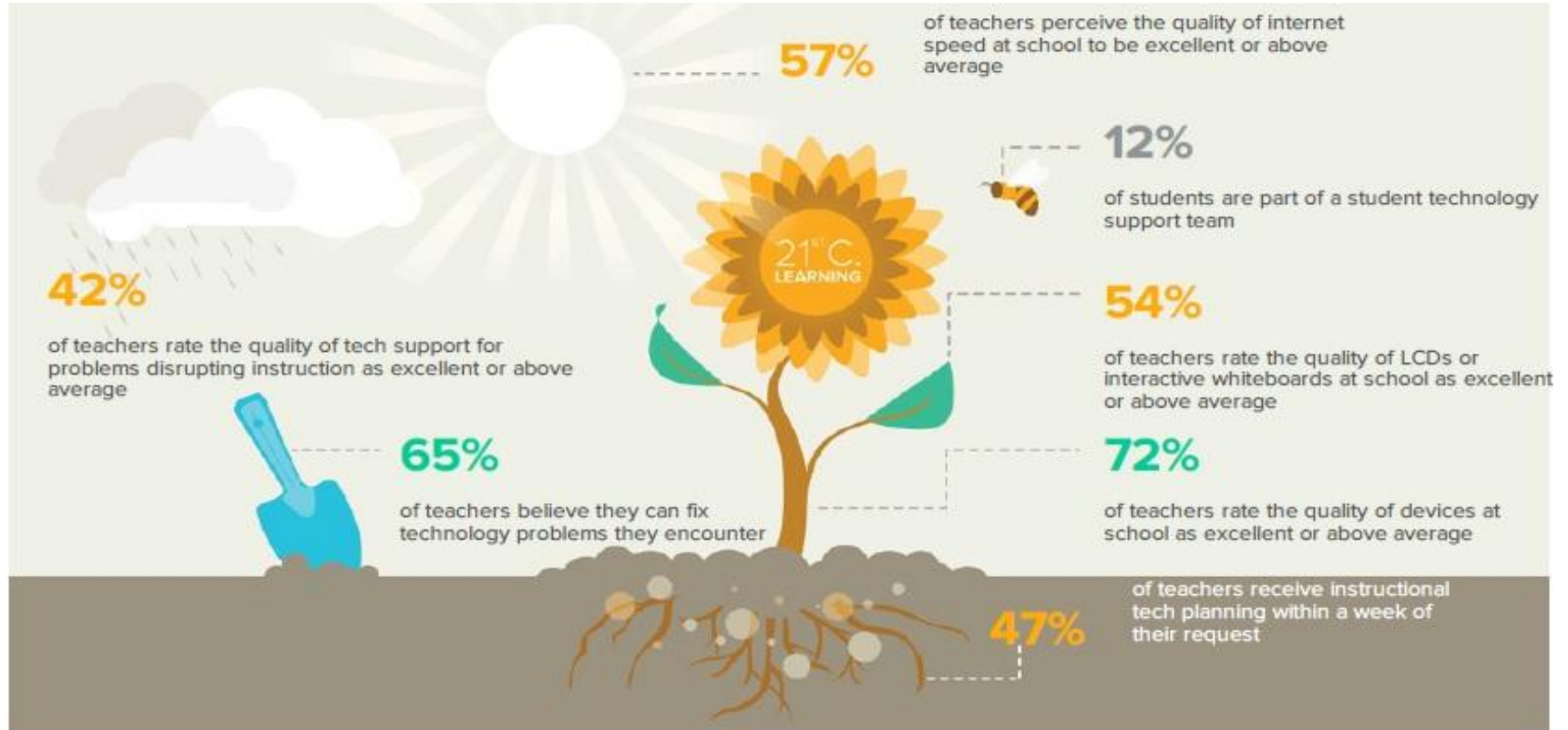
of teachers have access to a computer for their own use all the time at school



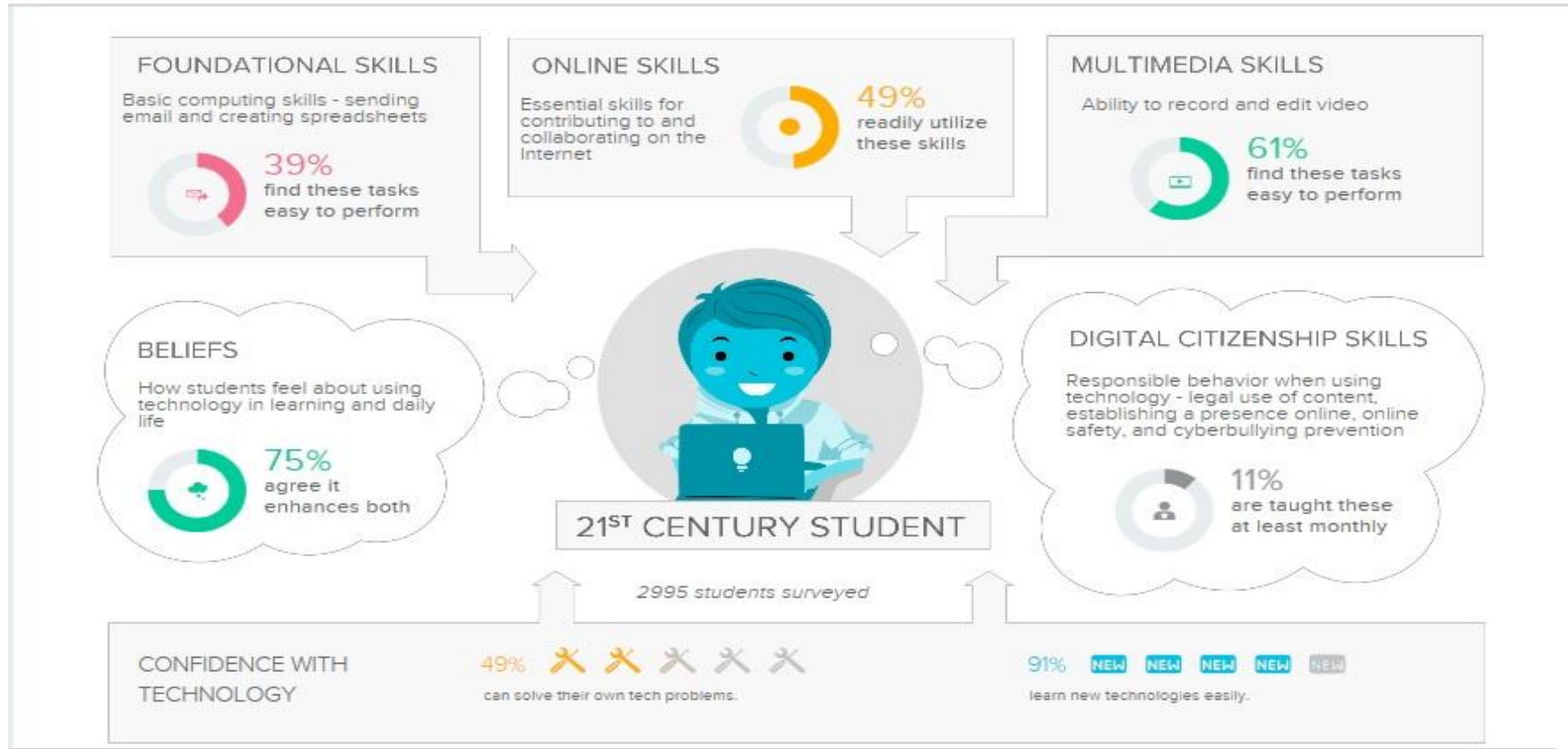
# Home Infrastructure



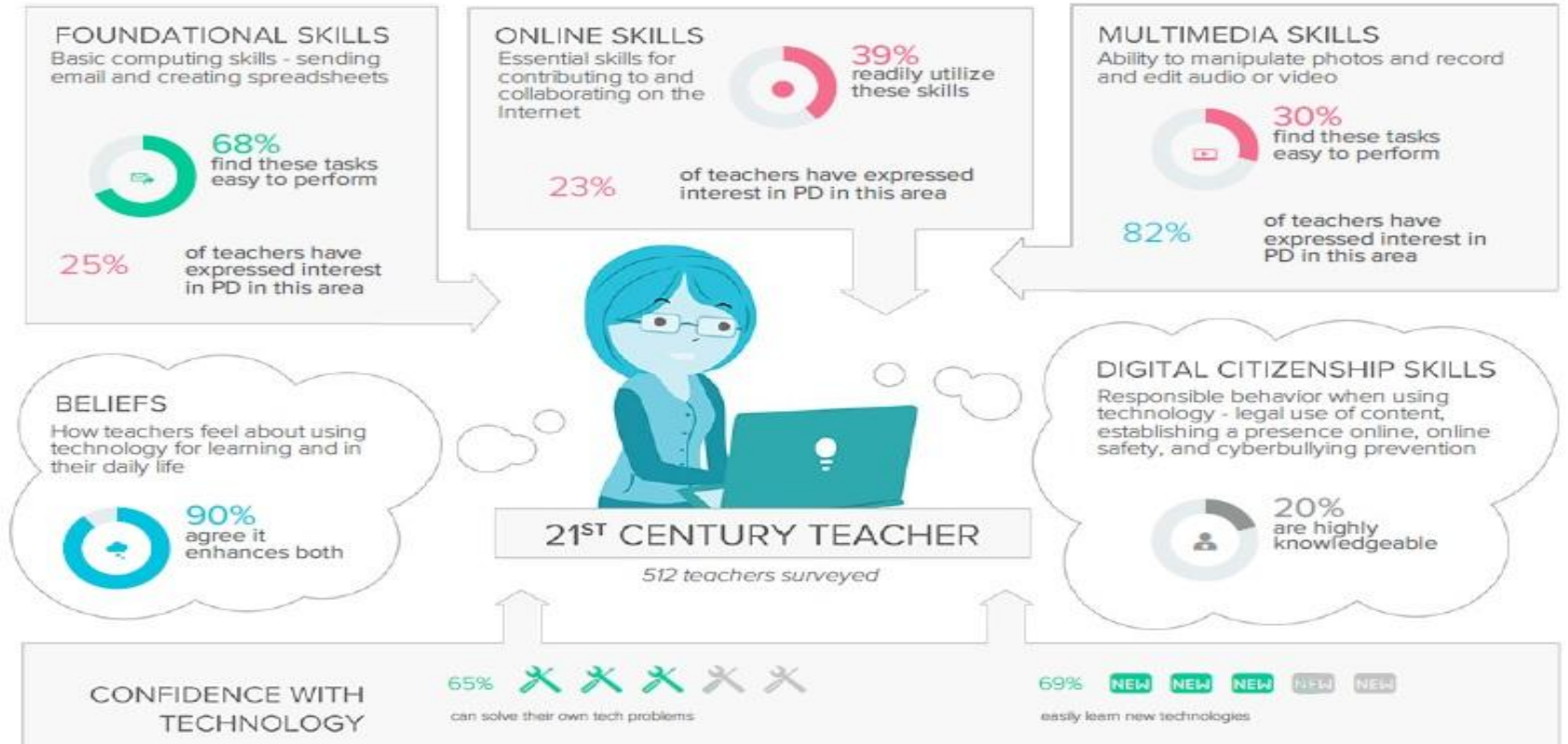
# Technology Support



# 21st Century Student



# 21st Century Teacher



# 21st Century Classroom

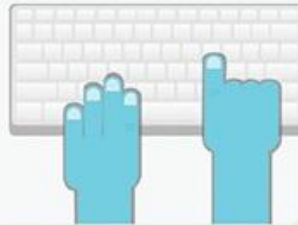
71%

of students are asked to collaborate online with classmates at least monthly



26%

of students are asked to write online at least monthly



51%

of students are asked to identify and solve authentic problems using technology at least monthly



39%

of teachers ask their students to complete online assessments at least monthly



83%

of teachers spend less than 3 hours per year teaching digital citizenship



63%

of your teachers who use assistive technology use it with students at least monthly



# Takeaways and Next Steps

---

- School and home access are exemplary
  - Teach and practice Digital Citizenship skills
  - Strengthen adult multimedia skills to “catch up” with students
  - Strengthen adult and student online collaboration skills
  - Strengthen student basic foundational skills
  - Students should practice more online assessments and more regular online writing
-

# Tablet Pilot

---

- Grades Kindergarten to 2nd Grade
- Full Pilot at Beryl Heights and Birney Elementary
- Single K-2 Classrooms at all other Elementary Schools
- Asus Nexus 7 Tablet Tested
- 100% pilot teacher participation  
in survey



# Tablet Survey Results

---

- “Having tablets in the classroom has enhanced my teaching”:
    - *90% Strongly Agreed, 10% Agreed*
  - “Were students enthusiastic about using the tablets?”:
    - *90% Strongly Agreed, 10% Agreed*
  - “It was easy to incorporate tablets into my teaching”:
    - *72% Strongly Agreed, 27% Agreed, 1% Neutral or Disagree”*
  - “When my students were using tablets, they were usually engaged in the following kinds of work”:
    - *writing, creating/editing videos, playing educational games/apps, reading*
  - “If you were a 2nd grade teacher would you prefer a Chromebook over a tablet?”
    - *98% would prefer a Chromebook in 2nd Grade vs. a Tablet*
-

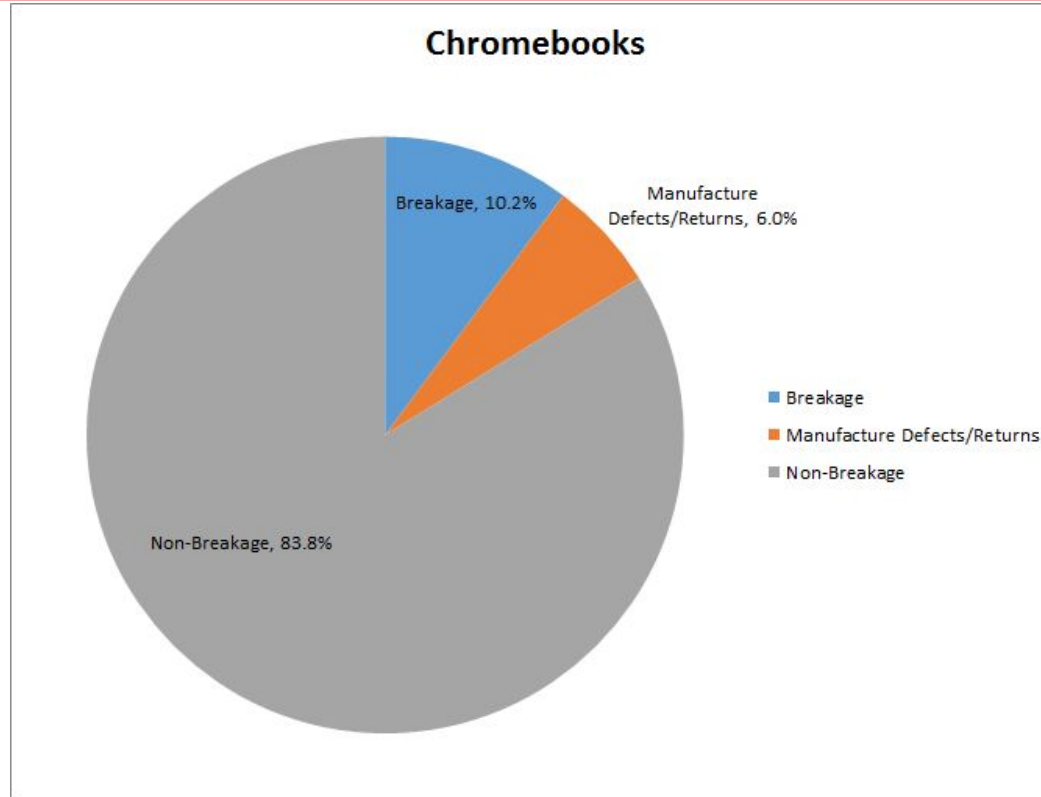
# Chromebook Breakage/Insurance

---

- 5,125 students participated in the voluntary insurance option
  - \$25.00/device, unlimited claims  
(i.e. stolen, screen breakage, other damage)
  - 3 week turnaround for insurance claims
  - 48 hour turnaround for non-insurance claims
  - Power adapters were not covered within the insurance plan
-

# Chromebook Breakage/Insurance

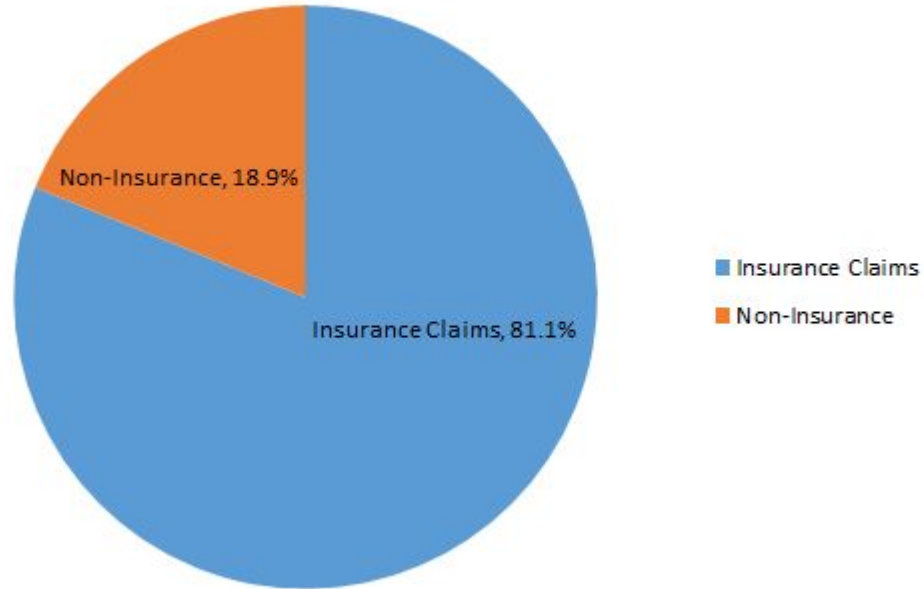
---



# Chromebook Breakage/Insurance

---

Total Incidents



# Takeaways and Next Steps

---

## 1:1 Tablet Program

- Tablets for kindergarten and first grade
- Chromebooks for second grade
  - (Classroom set, not for take home)

## Chromebook Insurance

- Self Insure chromebooks OR
  - Continue with current insurance provider
-

# Questions

---

Thank you

---