

Family Fun Project

Favorite Books

Create a shoebox like the above pictures. You do not need to buy any materials, just use what you have at home. Please work **TOGETHER** to design your child's favorite book, they can choose to recreate the book cover or their favorite part of the book. **This project is due on August 30, 2019.** This project will be your child's first grade of the 2019-2020 school year. **Student participation is mandatory.** First grade students are required to read 25 books over the summer. **Shared reading between parent and child may be recorded as well. There is an attached summer reading log. Students that complete the attached reading log will receive Pizza Hut coupon good for a free personal pan pizza...** Coupons will be received after school begins in August.

If you have any questions, please feel free to contact the first grade team at a.burnham@aceacademycharter.org | l.rearick@aceacademycharter.org

Have FUN and be CREATIVE ☺

Recommended Reading List

These books are great for young readers to read alone or with someone.

“Rain School” by James Rumford


“Library Lion” by Michelle

“Thank you, Mr. Falker” by Patricia Polacco

“Peter’s Chair” by Ezra Jack Keats

You Wouldn’t want to Live Without Books! By
Alex WOOLF

Any Step-Into-Reading series, Step 1 & 2



Ask Questions

As your child reads, here are questions that you can ask before, during, and/or after the story. These questions ensure that your child is fully comprehending what he/she is reading.

- What do you think will happen? (Predict)
- What do you think will happen next? (Predict)
- Who are the characters?
- Where did the story take place? (Setting)
- What was the story mostly about? (Main Idea)
- What was wrong in the story? (Problem)
- How was the problem fixed? (Solution)
- What happened in the story? (Retell/Summarize)
- What happened first in the story? (Retell)
- What happened in the middle of the story? (Retell)
- What happened at the end of the story? (Retell)
- What lesson did you learn from the story? (Theme)

Tips for Making Your Child a Successful Reader

Visit the local library or bookstore and read different types of books. You never know what new books you'll find that you love!

Help your child choose books that "fit like a glove"! Don't read books that are too easy or too hard. You don't want to frustrate your child. Make sure your child is comprehending what they read.

Read, read, read! Practice reading at least 20 minutes a day. Read to family members, siblings, friends, or independently.

Make reading enjoyable to your child. It should not feel like a chore that children dread. Read in silly voices or accents. Let your children time themselves and see if they can beat it the next time they read.

Tips for Advanced Readers:

- Notice vocabulary words that you find interesting or new and try to use it in conversation or sentence.
- Read with expression and intonation. (It should not sound flat and choppy.)
- Compare and contrast books (How are they alike? How are they different?)
- Think of new titles for the book
- Read books from the same author
- Research the topic of the book further
- Do a book report or story board
- Find nonfiction books that interest you

Tips for Struggling Readers:

- Point out and call attention to words that they see every day (store, cereal, milk, eggs, stop, road, street, etc...)
- Practice sight words (Make your own flashcards with words your child is having difficulty learning.)
- Even though it's hard, do NOT immediately tell your child the word! Help them sound it out.
- Try a different vowel sound (long/short)
- Break unknown word into parts or find parts of the word that you already know
- Look at the pictures for clues
- Skip the unknown word and continue reading the sentence, then go back to see what word would make sense.
- Point under words as you read. (Don't lift that finger, we want smooth reading)

You're on your way to First

The information provided below is designed to help you make sure that your child has the skills to be ready for first grade.

You bet I'm ready for First Grade!

Personal Needs Without Help: Can they...

- Put on and take off coat/shoes?
- Tie their own shoes?
- Open packets and containers for lunch?
- State their birthday?
- State their address and phone number?

Social Skills: Can they ...

- Accept responsibility for their choices/actions?
- Cooperate with other children?
- Work independently?
- Follow multi-step directions?
- Problem solve for basic problems/situations?

ELA Skills: Can they...

- Tell and retell familiar stories?
- Recognize/Write all upper and lower case letters?
- Produce the sounds that letters make?
- Write their first name and last name correctly (e.g., M-a-t-t, not M-A-T-T)?
- Read basic sight words?
- Write 1-3 sentences with a capital, spacing between words and punctuation at the end?
- Blend and segment one syllable words (e.g., c-a-t, cat)?

Math Skills: Can they...

- Identify colors, shapes (2D and 3D) and sizes?
- Count to 100 by 1's and 10's?
- Write numbers up to 20?
- Count objects up to 20 and know the last number said is the number of objects?
- Add and subtract numbers within 10?
- Identify which group has more/less?
- Describe the position of items (above, below, next to, beside, behind, in front of)?
- Compose and decompose numbers within 20 (e.g., 19 is 10 and 9)?


Additional Information

Summer Slide

- Children lose 2-3 months of academic knowledge during the summer.
- To help with the summer slide, have your child work on ELA and math skills at least 1 hour daily.
- Go to the library and check out books or read while there.
- Limit screen time (computer, tablet, phone, video games).
- Take a walk. On the walk count objects, notice shapes, and just talk with your child.

Educational Websites

- Starfall.com
- Abcya.com
- Teachyourmonstertoread.com




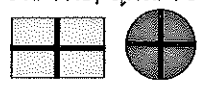













First Grade Summer Reading Log

Name: _____

Title of Book	Author	Dates Read	Parent initial
1.			
2.			
3.			
4.			
5.			
6.			
7.			
8.			
9.			
10.			
11.			
12.			
13.			
14.			
15.			
16.			

My **BIG** List of 1st Grade Goals!

<p>★ I can add and subtract within 20 (fluently within 10.)</p> <p>$12+3=15$ $4+7=11$</p>	<p>★ I can tell time to the hour and half hour (digital and analog.)</p> 	<p>★ I can count to, read and write numerals and show 1:1 correspondence up to 120</p> <p>120</p>	<p>★ I can show two digit numbers as tens and ones.</p> <p>26</p>
<p>★ I can compare two digit numbers using:</p> 	<p>★ I can measure and compare the lengths of objects.</p> 	<p>★ I can split circles and rectangles into halves and fourths (describe as halves, fourths, quarters.)</p> 	<p>★ I can identify and describe 2D and 3D shapes.</p> 
<p>★ I can build and draw shapes to possess defining attributes.</p> 	<p>★ I can find the unknown number in an equation.</p> <p>$4+?=11$ $?=7$</p>	<p>★ I can identify first, middle and last sounds.</p> <p>s a d</p> 	<p>★ I can read long vowel words (final -e and vowel teams.)</p>  <p>bike mail</p>
<p>★ I can write a narrative piece with at least two events, details and closure.</p> 	<p>★ I can write simple and compound sentences.</p> <p>SENTENCE</p>	<p>★ I can read 1st grade text with fluency and accuracy!</p> 	<p>★ I can describe and retell a story.</p> 
<p>★ I can write all CAPITAL and lowercase letters.</p> 	<p>★ I use correct capitalization and punctuation while writing.</p> 	<p>★ I can read and spell consonant digraphs and inflectional endings.</p>  <p>brushing</p>	<p>★ I can identify the characters, setting and major events in a story.</p> 

Name _____

