

# PHS PARKING, DROP-OFF, AND PATH OF TRAVEL 2019 - 2020

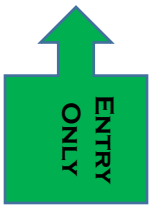
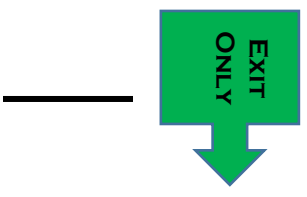
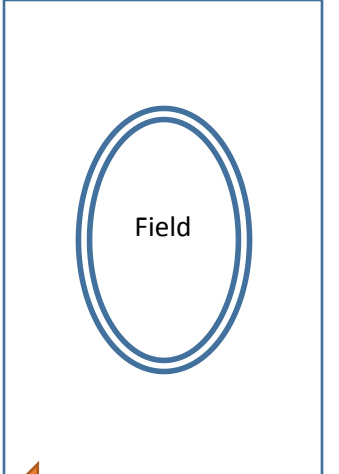
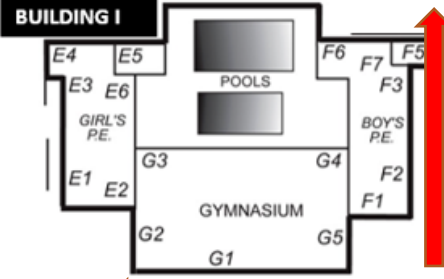
STUDENT DROP-OFF ZONES ←

STUDENT PATH OF FOOT TRAVEL AND SCHOOL ENTRY ←

VEHICLE ENTRY/EXIT POINTS ↔

VEHICLE ENTRY/EXIT POINTS  
7:30-8:15 A.M. & 2:30-3:15 P.M.  
(CLOSED 8:15 A.M.-2:15 P.M.)

**CONSTRUCTION ZONE (NEW GYMNASIUM)**



Lampson Ave

Knott St