



Taunton Elementary School
2016-2017


Grade Span KG-02

25-2290-060
MONMOUTH
HOWELL TWP
41 TAUNTON DRIVE
HOWELL, NJ 07731-2147

The **2016-17 School Performance Reports** are designed to share school and district information collected by the New Jersey Department of Education directly with parents, educators, and communities. The Department believes that the greatest potential to improve school performance and student outcomes is through parents, educators, and community members working together. These reports seek to make that process easier by providing information that can help people to:

- **Learn more:** The School Performance Reports contain a wealth of data, going far beyond a school's test scores to include information about the staff working in a school, student discipline rates, and the sports and clubs offered.
- **Ask questions:** These reports can help start a conversation, but they cannot answer all the questions you might have about schools in your community. Use the contact information provided to engage with faculty and administrators at your schools to ask about the data you see in these reports.
- **Get involved:** Schools need help from parents and communities to help students succeed. Contact your school to find out about school board meetings or parent and community groups.

Navigating through the reports:

- Download this report to a PDF by clicking the  icon at the top of the page.
- Search for specific text or words in these reports by using the search box at the top of the page.
- The menu bar at the top of the page or the table of contents at the left of the screen can be used to move between sections of the report.
- The arrow buttons at the top left of the screen can be used to move between pages of the report.

Other Resources:

- Review the [Parent Summary Report](#) or the [district-level report](#) for this school.
- For more detailed information about the data in these reports, where it comes from, and how to use it: [Reference Guide](#) or [Interpretive Video](#).
- [Download the data](#) used in these reports.

- Want to give us feedback? Take our feedback survey: [surveylink](#)
- Questions about the reports? Contact us at reportcard@doe.nj.gov



Taunton Elementary School
2016-2017

Grade Span KG-02

25-2290-060
MONMOUTH
HOWELL TWP
41 TAUNTON DRIVE
HOWELL, NJ 07731-2147

Footnotes

1. An "*" indicates that data is not displayed to protect student privacy; "N" indicates no data is available to display.
2. ** ESSA accountability targets are only included if data is available for at least 20 students.

Note: Additional footnotes may exist within the reports specific to certain data tables. In those instances, the footnotes will be displayed below the applicable table.



**Taunton Elementary School
2016-2017**

Grade Span KG-02

25-2290-060
MONMOUTH
HOWELL TWP
41 TAUNTON DRIVE
HOWELL, NJ 07731-2147

Enrollment Trends by Grade

This table shows the number of students enrolled by grade for the past three school years. Ungraded students are students who are "on roll" but are educated in ungraded classrooms.

Grade	2014-15	2015-16	2016-17
PK	0	0	0
KG	61	106	139
1	66	132	104
2	83	145	138
3	70	0	0
4	66	0	0
5	74	0	0
6	0	0	0
7	0	0	0
8	0	0	0
9	0	0	0
10	0	0	0
11	0	0	0
12	0	0	0
Ungraded	19	0	0
Total	439	383	381

Enrollment Trends by Student Group

This table shows the percentage of students by student group for the past three school years. Data for some student groups was not available before 2016-17.

Student Group	2014-15	2015-16	2016-17
Female	50%	52%	52%
Male	50%	48%	48%
Economically Disadvantaged Students	19%	14%	14%
Students with Disabilities	23%	19%	18%
English Learners	0%	0%	0%
Homeless Students			1%
Students in Foster Care			0%
Military-Connected Students			0%
Migrant Students			0%

Enrollment by Racial and Ethnic Group

This table shows the percentage of students by racial and ethnic group.

Racial and Ethnic Group	% of Students
White	77.2%
Hispanic	13.1%
Black or African American	3.1%
Asian	2.1%
American Indian or Alaska Native	0.0%
Native Hawaiian or Pacific Islander	0.0%
Two or More Races	4.5%

PreK and K - Full Day and Half Day

This table shows the full day and half day enrollment for Pre-Kindergarten (PK) and Kindergarten (KG) students in this school.

Grade	2014-15	2015-16	2016-17
PK - Half Day	0	0	0
PK - Full Day	0	0	0
KG - Half Day	0	0	0
KG - Full Day	60	106	139

Enrollment by Home Language

This table shows the percentage of students by primary home language. Only the top 5 languages with at least 1% of students are shown. All other students are included in Other Languages.

Home Language	% of Students
English	96.6%
Spanish	1.0%
Other	2.5%



Taunton Elementary School
2016-2017

Grade Span KG-02

25-2290-060
MONMOUTH
HOWELL TWP
41 TAUNTON DRIVE
HOWELL, NJ 07731-2147

This section shows information about student absences which provides important information about a school's culture and climate. In addition, research shows that student absences impact a child's ability to succeed in school. The New Jersey Department of Education selected chronic absenteeism as its measure of school quality and student success for the *ESSA* accountability plan. **Chronic absenteeism** is defined as being absent for 10% or more of the days enrolled during the school year. A student who is not present for any reason, excused, unexcused or for disciplinary action, is considered absent unless permitted by statute or regulation.

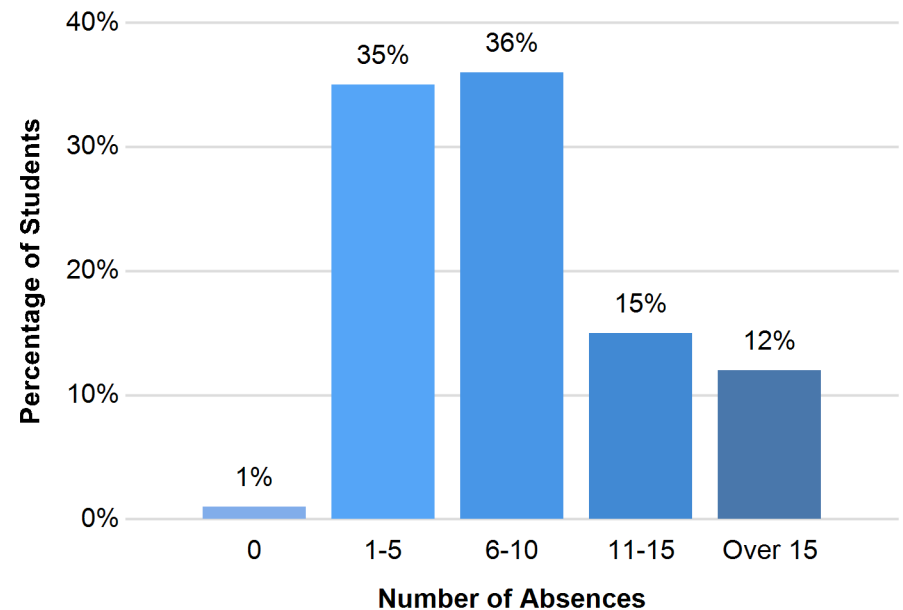
Chronic Absenteeism

This table shows the percentage of students in grades K-12 in the school and each student group who were chronically absent. This table also shows whether the school and each student group met the *ESSA* accountability targets for 2016-17.

Student Group	% Chronically Absent	2016-17 Target	Met 2016-17 Target
Schoolwide	7.30	9.80	Met Target
White	8.50	9.80	Met Target
Hispanic	2.00	9.80	Met Target
Black or African American	N	**	**
Asian, Native Hawaiian, or Pacific Islander	N	**	**
American Indian or Alaska Native	N	**	**
Two or More Races	N	**	**
Economically Disadvantaged Students	21.20	9.80	Not Met
Students with Disabilities	10.00	9.80	Not Met
English Learners	N	**	**

Days Absent

The graph displays the percentage of K-12 students schoolwide by the number of days they were absent during the school year. An absence is defined as being 'not present' and includes both excused and unexcused absences.



** *ESSA* accountability targets are only included if data is available for at least 20 students.



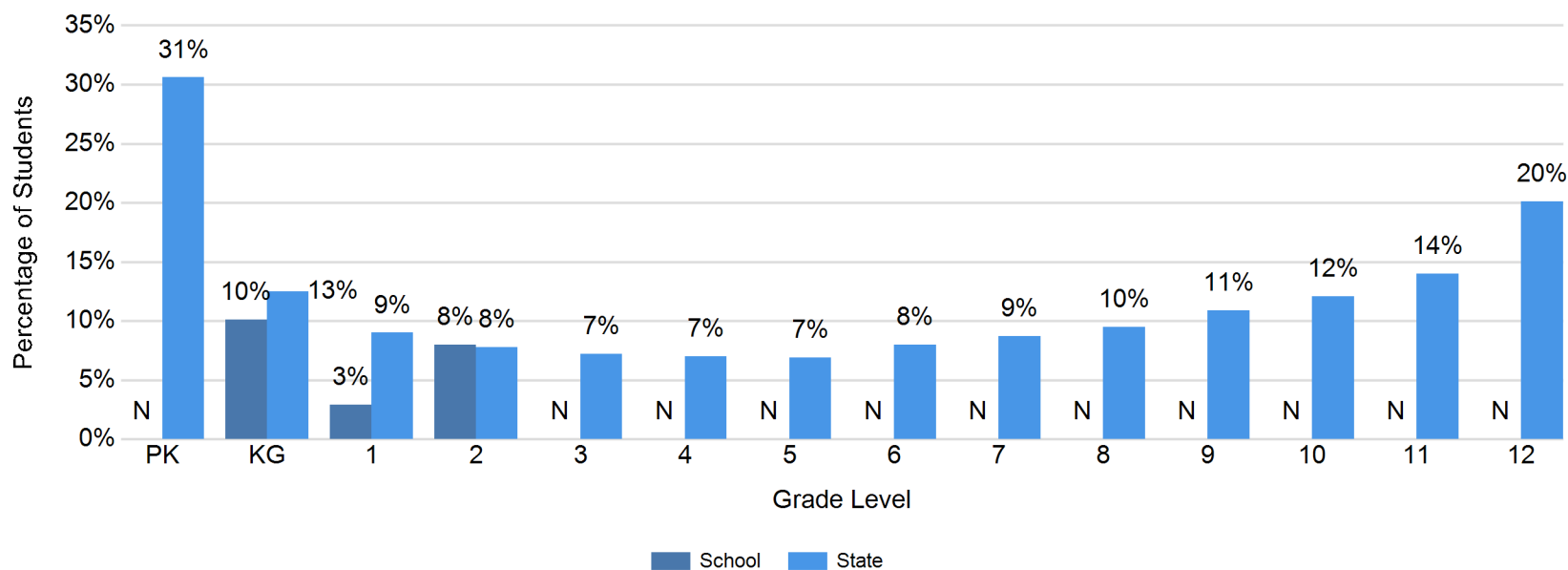
**Taunton Elementary School
2016-2017**

Grade Span KG-02

25-2290-060
MONMOUTH
HOWELL TWP
41 TAUNTON DRIVE
HOWELL, NJ 07731-2147

Chronic Absenteeism by Grade

This graph shows the percentage of students in the school and across the state who were chronically absent for each grade level. **Chronic absenteeism** is defined as being absent for 10% or more of the days enrolled during the school year. A student who is not present for any reason, excused, unexcused or for disciplinary action, is considered absent unless permitted by statute or regulation.





Taunton Elementary School
2016-2017

Grade Span KG-02

25-2290-060
MONMOUTH
HOWELL TWP
41 TAUNTON DRIVE
HOWELL, NJ 07731-2147

School Day

This table shows the start and end times and length of school day for a typical student at this school. **Instructional time** is the amount of time that a typical student was engaged in instructional activities under the supervision of a certified teacher.

Category	School
Typical Start Time	8:45AM
Typical End Time	3:15PM
Length of School Day	6 Hrs 30 Mins
Full Time - Instructional Time	6 Hrs. 0 Mins.
Shared Time - Instructional Time	*

Student Suspension Rate

This table shows the percentage of students who received one or more in-school suspensions, one or more out-of-school suspensions, and one or more suspensions of any type during the school year. Students receiving both in-school and out-of-school suspensions will be counted in all rows of the table. Students who received more than one suspension are counted only one time in each category below.

Suspension Types	% of Students
In-School Suspensions	0.0%
Out-of-School Suspensions	0.0%
Any Suspension	0.0%

Violence, Vandalism, HIB, and Substance Offenses

This table shows the number of incidents reported by type. A single incident may be counted under multiple incident types. The total unique incidents provides a non-duplicated count of incidents. The final row shows a rate of incidents for every 100 students enrolled in the school.

Incident Type	Number of Incidents
Violence	0
Vandalism	0
Weapons	0
Substances	0
Harassment, Intimidation, Bullying (HIB)	1
Total Unique Incidents	1
Incidents Per 100 Students Enrolled	0.26

Student Expulsions

This table shows the number of students who were expelled from the school during the school year. An expulsion is when a student is removed from a school and does not receive any further educational services during the school year.

Category	Number of Students
Expulsions	0



**Taunton Elementary School
2016-2017**

Grade Span KG-02

25-2290-060
MONMOUTH
HOWELL TWP
41 TAUNTON DRIVE
HOWELL, NJ 07731-2147

Per-Pupil Expenditures (District Level)

This table shows the total current expenses for regular and special education students taught within the district's schools. It includes expenditures for instruction, support services, administration, operations and maintenance, extra-curricular activities, and community service. More information about district and charter school spending can be found using districts' [User Friendly Budgets](#), or the NJDOE Finance [District Report Search](#) of the Comprehensive Annual Financial Reports (CAFRs) and Auditor's Management Reports (AMRs).

Per-Pupil Expenditures	Federal	State/ Local	Total
District Total (2015-2016)	\$424	\$15,375	\$15,799



**Taunton Elementary School
2016-2017**

Grade Span KG-02

25-2290-060
MONMOUTH
HOWELL TWP
41 TAUNTON DRIVE
HOWELL, NJ 07731-2147

This section contains information about staff that are assigned to the school and district. Here is an explanation of some of the **key terms used in the staff section**:

Faculty: All classroom teachers and educational support services personnel (such as Librarians, Nurses, Counselors, and Child Study Team members)

Teachers: All classroom teachers

Administrators: Principals, assistant principals, supervisors, coordinators, directors, and other central-office administrators, as well as superintendents and other district-level administrators

Full-Time Equivalent: In calculations, staff members are weighted based on the percentage of their time that they are assigned to a school or district. For example – a teacher assigned to a school half time would be weighted 50% in calculations, but a teacher assigned to a school full time would be weighted 100% in calculations.

Teachers – Experience

This table shows information about experience for teachers assigned to this school and across the state.

Category	Teachers in School	Teachers in State
Total Number of teachers	34	120,724
Average years experience in public schools	11.8	11.8
Average years experience in district	11.7	10.5
Teachers in district for 4 or more years	79%	74%

Administrators – Experience (District Level)

This table shows information about experience for administrators assigned to this district and across the state.

Category	Admin. in District	Admin. in State
Total Number of administrators	37	9,506
Average years experience in public schools	16.2	15.9
Average years experience in district	13.8	11.6
Administrators in district for 4 or more years	87%	74%

Student to Staff Ratios

This table shows the number of students per staff member in the school and district. Ratios for librarians, nurses, counselors, and child study team members are only reported at the district level because many staff in these jobs are assigned only to the district and not to individual schools.

Staff Type	School Students: Staff	District Students: Staff
Teachers	11:1	12:1
Administrators	191:1	161:1
Librarian/Media Specialists		542:1
Nurses		497:1
Counselors		497:1
Child Study Team		213:1



Taunton Elementary School
2016-2017

Grade Span KG-02

25-2290-060
MONMOUTH
HOWELL TWP
41 TAUNTON DRIVE
HOWELL, NJ 07731-2147

This section contains information about staff that are assigned to the school and district. Here is an explanation of some of the **key terms used in the staff section**:

Faculty: All classroom teachers and educational support services personnel (such as Librarians, Nurses, Counselors, and Child Study Team members)

Teachers: All classroom teachers

Administrators: Principals, assistant principals, supervisors, coordinators, directors, and other central-office administrators, as well as superintendents and other district-level administrators

Full-Time Equivalent: In calculations, staff members are weighted based on the percentage of their time that they are assigned to a school or district. For example – a teacher assigned to a school half time would be weighted 50% in calculations, but a teacher assigned to a school full time would be weighted 100% in calculations.

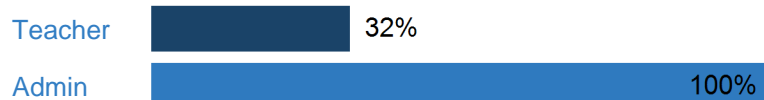
Teachers and Administrators - Level of Education

This chart shows the highest level of education attained by the teachers and administrators at this school. The Bachelor's category may include other degrees/certificates such as a Specialist's degree. Administrators are required to have a Master's degree or higher.

Bachelor's Degree



Master's Degree



Doctoral Degree



Teachers and Administrators - One-Year Retention (District Level)

This table shows the percentage of teachers and administrators assigned to the district in 2015-16 that were still assigned to the district in 2016-17. Staff who are not retained may have changed districts or no longer work for the state (including retirements).

Job Type	District	State
2015-16 Teachers: Same district 2016-17	93%	89%
2015-16 Administrators: Same district 2016-17	92%	88%

Faculty Attendance

This table shows the percentage of days that school faculty members were present during the school year. Approved professional days, personal days, staff training days, bereavement days, jury duty, and absences due to extended illness are not counted against days present, and faculty members on long-term leave or disability are excluded from this calculation.

School Year	% Days Present
2016-17	97%



Taunton Elementary School
2016-2017

Grade Span KG-02




25-2290-060
MONMOUTH
HOWELL TWP
41 TAUNTON DRIVE
HOWELL, NJ 07731-2147

School General Info

Principal:	Mrs. Rochon	Email Address:	drochon@howell.k12.nj.us
Address:	41 TAUNTON DRIVE HOWELL, NJ 07731-2147	Website:	http://www.howell.k12.nj.us/taunton/taunton_home.aspx
Phone:	(732)751-2497	Twitter:	https://twitter.com/Taunton_School

School Narrative

This section allows schools and districts to share highlights, achievements, and other important information about programs, activities, and services that are offered in their own words. If there are questions about the information provided in the narrative section, please contact your school directly.

 Highlights:	<ul style="list-style-type: none"> • Leader in Me-Lighthouse School: We believe we are creating Leaders one child at a time. • Catch a Habit pep rallies to reward students for making good choices and following the 7 Habits. • Stem activities provides opportunities for children to problem solve and explore interests.
 Mission, Vision, Theme:	Taunton School celebrated their 50th anniversary this past school year as a wonderfully involved community school that welcomes all of its families and offers to them the best education possible. For the last two years we have been a kindergarten to second grade building following a district redistricting process. This process allows us to focus on character education, student academic achievement, socio-emotional growth, and other skills that help to prepare our children for the 21st Century.
 Awards, Recognition, Accomplishments:	Taunton School enjoys the recognition of being certified as a Future Ready School. Our school and entire district is celebrating this achievement and are excited for being seen as a forward thinking district that is keenly aware of the technological advances, professional training and curriculum that is needed to prepare our students for the 21st Century. Taunton School has been re-certified as a Leader in Me Lighthouse School.






**Taunton Elementary School
2016-2017**

Grade Span KG-02

25-2290-060
MONMOUTH
HOWELL TWP
41 TAUNTON DRIVE
HOWELL, NJ 07731-2147

School Narrative

This section allows schools and districts to share highlights, achievements, and other important information about programs, activities, and services that are offered in their own words. If there are questions about the information provided in the narrative section, please contact your school directly.

 <p>Courses, Curriculum, Instruction:</p>	<p>Taunton School provides a full academic curriculum. Our Language Arts block allows the teachers ample time to scaffold their instruction and personalize their learning. The math program provides videos, practice sheets, technology as well as enrichment activities. Our STEM program includes many opportunities for the children to explore and problem solve. All of our curriculum is researched based and based on the Standards.</p>
 <p>Clubs and Activities:</p>	<p>Taunton School has a Student Lighthouse Committee that meets at least once a month to plan service activities and to help in collection of various items that are brought in for the Food Pantry or other causes they support . Eagle Hour is offered at least once a month for each grade level. Children choose to participate in various interesting activities.</p>
 <p>Before and After School Programs:</p>	<p>Taunton School houses an after-school program sponsored by the Policemen's Athletic League (PAL). Students attend each day and take part in many activities offered by this group. The children do homework, play various games in the gymnasium, and go outside each day weather permitting.</p>







**Taunton Elementary School
2016-2017**

Grade Span KG-02

25-2290-060
MONMOUTH
HOWELL TWP
41 TAUNTON DRIVE
HOWELL, NJ 07731-2147

School Narrative

This section allows schools and districts to share highlights, achievements, and other important information about programs, activities, and services that are offered in their own words. If there are questions about the information provided in the narrative section, please contact your school directly.

 <p>Staff and Professional Learning:</p>	<p>The Howell Township School District provides great opportunities for all district personnel to remain current with up to date learning environments. Teachers at Taunton School participate in district as well as school offerings to expand and deepen their knowledge in all areas of the current curriculum. “Walkthroughs” are an important component of our professional learning process.</p>
 <p>Student Supports and Services:</p>	<p>Taunton School provides enrichment activities through our ECG programs for recognized students. Our remediation program is provided by our Academic Support Instruction. A Guidance Counselor is part of our working staff. Every classroom offers enrichment activities. RTI services are provided to help staff strategize and support the best interventions for the needs of our children. The Special Education program is inclusive of Resource Rooms and a Child Study team.</p>
 <p>Student Health and Wellness:</p>	<p>Taunton School has a full time nurse who provides professional health care for all of our students. She is knowledgeable, efficient, and makes informed and careful decisions. Our nurse has a wonderful rapport with parents, students, and staff. She keeps accurate records and is genuinely concerned about all of our young scholars.</p>
 <p>Parent and Community Involvement:</p>	<p>Taunton School is based on a framework which families, educators, and communities work together. We are always focused on improving Personalized Instruction and maintaining mutual respect and communication between parents and school. “Meet and Greet” opportunities, and shared activities throughout the school year such as Read Across America allow for continued relationships between our two communities.</p>



**Taunton Elementary School
2016-2017**

Grade Span KG-02

**25-2290-060
MONMOUTH
HOWELL TWP
41 TAUNTON DRIVE
HOWELL, NJ 07731-2147**

School Narrative

This section allows schools and districts to share highlights, achievements, and other important information about programs, activities, and services that are offered in their own words. If there are questions about the information provided in the narrative section, please contact your school directly.



Facilities:

Taunton School is 51 years old. Maintenance Department, and Grounds personnel keep our building and grounds spotless. We are a grades K-2 building. Our building is bright with colorful murals of famous people painted on our walls to inspire and support our belief that each student has special gifts and can excel in some way.



**Taunton Elementary School
2016-2017**

Grade Span KG-02

25-2290-060
MONMOUTH
HOWELL TWP
41 TAUNTON DRIVE
HOWELL, NJ 07731-2147

School Narrative

This section allows schools and districts to share highlights, achievements, and other important information about programs, activities, and services that are offered in their own words. If there are questions about the information provided in the narrative section, please contact your school directly.



Other Information:

Taunton School is proud to announce we have been a Leader in Me Lighthouse school for the last several years and have been a part of the Leader in Me process since 2011. Through Back to School Night, Kindergarten Orientation, and student-led conferences parents, have the opportunity to be an integral part of their child's learning experiences. We invite parents to participate as volunteers through many services in our building, such as library helpers, game hosts in the cafeteria, copy partners, assisting with classroom celebrations, being guest readers in the classroom and many other opportunities that allow and encourage the "team" effort. Taunton School provides a comfortable, inviting learning environment for all of our students. The administration welcomes conversation, participation, and partnering with the parent community. Through our efforts we believe that when our students move on to the next level of their educational journey, they are ready for the challenge. We teach them to be Proactive, Begin With the End in Mind, Put First Things First, Think Win Win, Seek First to Understand and then to be Understood, Synergize, and Sharpen the Saw.