



# Conover Road Elementary School

2016-2017

County: MONMOUTH  
District: COLTS NECK TWP  
Principal: Mr. Osmond  
76 CONOVER ROAD  
COLTS NECK, NJ 07722-1250  
[coltsneckschools.org](http://coltsneckschools.org)  
(732)946-0055

Total students:  
**283**

Grades offered: **03-05**

Teachers-average years experience: **15.8**

Student/Teacher Ratio: **7:1**

Students with Disabilities: **18%**

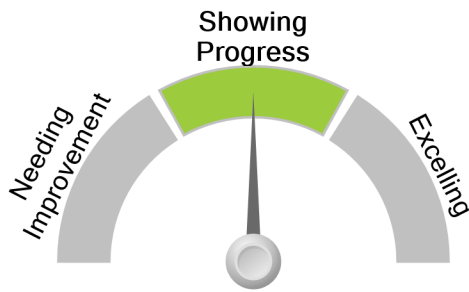
Economically Disadvantaged: **1%**

English Language Learners: **2%**

## Are students on track for success?

### English

Students meeting/exceeding expectations on state assessment

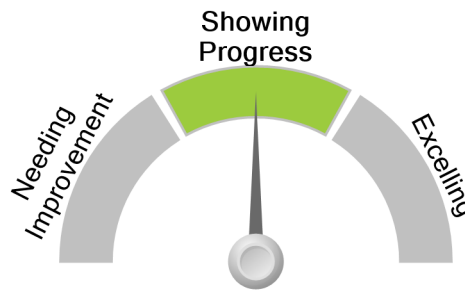


School **76.4%**

(Showing Progress: 40-79%, Excelling: 80-100%)

### Math

Students meeting/exceeding expectations on state assessment

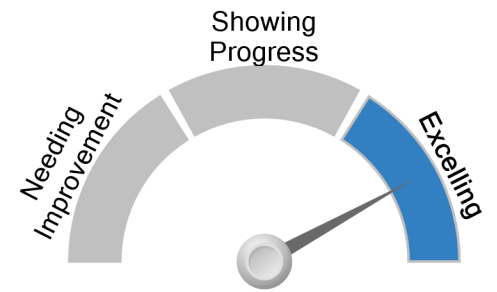


School **65.2%**

(Showing Progress: 40-79%, Excelling: 80-100%)

### Chronic Absenteeism

Students absent for 10% or more of days enrolled



School **4.6%**

(Showing Progress: 5.1-10%, Excelling: 0-5%)

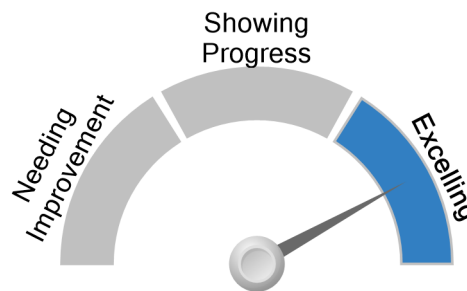
## How much are students learning?

Median Student Growth Percentile

Each student gets a **student growth percentile** for English (4th to 8th grade) and Math (4th to 7th grade) from 1 to 99 that explains their progress compared to students who had similar test scores in the past.

If the student growth percentile for all students in the school are ordered from smallest to largest, the **median student growth percentile** is the percentile in the middle of that list.

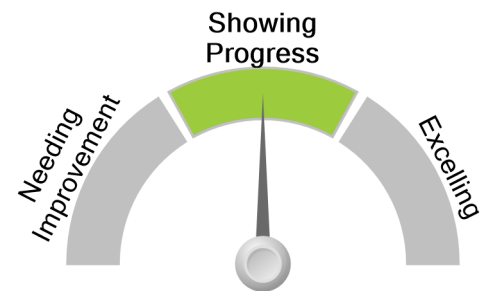
### English



School **65**

(Showing Progress: 40-59.5, Excelling: 60-99)

### Math



School **48**

(Showing Progress: 40-59.5, Excelling: 60-99)

## School Highlights



- Days begin with morning meetings that are based on the NE Foundation for Children's Responsive Classroom.
- Literacy Instruction is modeled after the work of Columbia University's Reading and Writing Project.
- Our Math instruction is also based upon a workshop model.

## How to use this report?

1

**Learn More:** This report provides an overview of school performance. Learn more about your school by viewing the [full performance report](#)

2

**Ask Questions:** Use the contact information included above to reach out to your school and ask how they are working to improve school performance and student outcomes.

3

**Get Involved:** Schools need help from parents and communities to help students succeed. Contact your school to find out about school board meetings or parent groups.