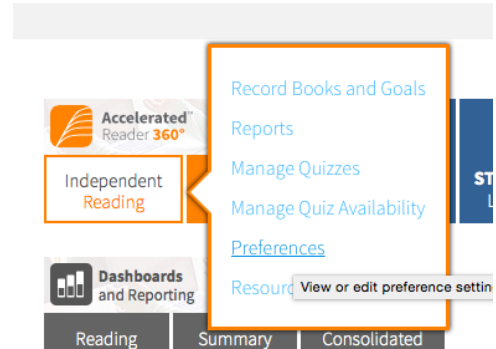


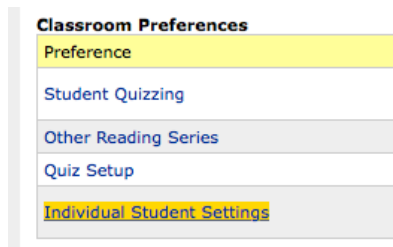
How to Set the TWI Settings for your class

If you want to turn off TWI settings, follow the steps below. Doing this will make your students' preference always be 'I read by myself.'

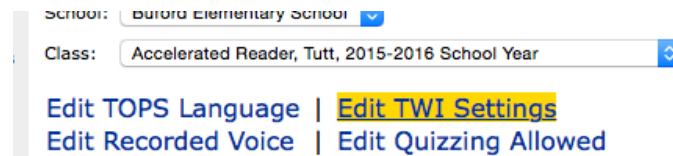
1. Go to Independent Reading, Preferences



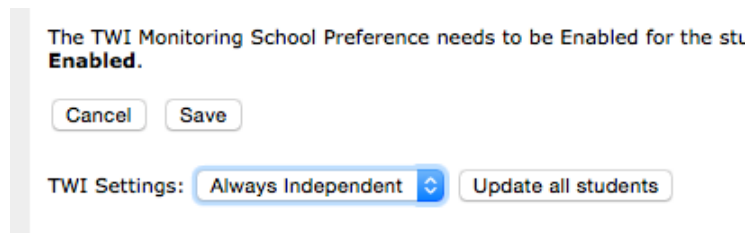
2. Click on Individual Student Settings



3. Click on Edit TWI Settings



4. Set TWI settings to Always Independent, then click on Update All Students



5. Don't forget to click on Save

