



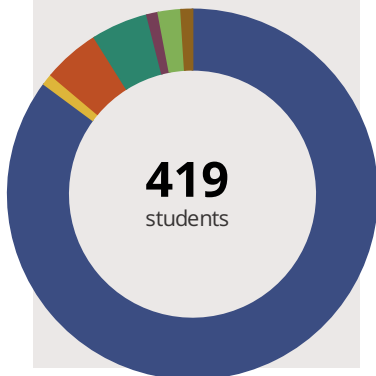
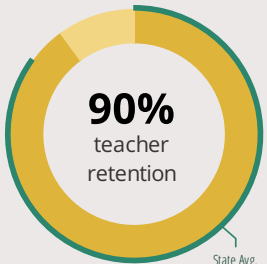
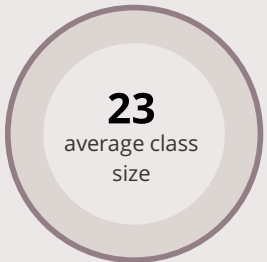
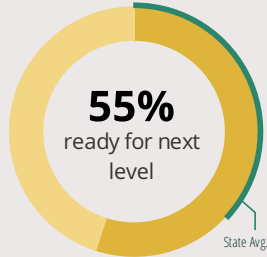
Wm Hammerschmidt Elem School

617 Hammerschmidt Ave Lombard, IL 60148 (630) 827-4200

Grades: K - 5
District: Lombard SD 44

Principal: Mr. David Danielski
Superintendent: Mr. Theodore Stec

FAST FACTS



Academic Success

Elementary All Illinois students in grades 3-8 take the PARCC assessment each year. High school students take the SAT in Math and English Language Arts.

| | |
|-----------------|------------------------|
| School | Fewer than 10 students |
| District | Fewer than 10 students |
| State | Fewer than 10 students |

■ Did Not Meet
 ■ Partially Met
 ■ Approached
 ■ Met
 ■ Exceeded

Success by Student Group

This display shows PARCC performance levels for each student group. No data is shown for groups with fewer than 10 students.

| | |
|--------------------------|------------------------|
| White | Fewer than 10 students |
| Black | Fewer than 10 students |
| Hispanic | Fewer than 10 students |
| Low Income | Fewer than 10 students |
| English Learners | Fewer than 10 students |
| With Disabilities | Fewer than 10 students |

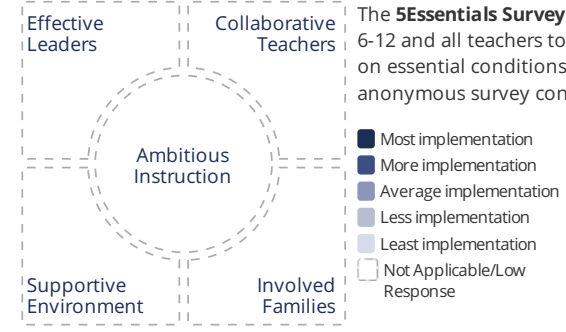
■ Did Not Meet
 ■ Partially Met
 ■ Approached
 ■ Met
 ■ Exceeded

Student Characteristics

| | | | |
|---|-----|--|-----|
| ■ White | 86% | ■ Low Income | 13% |
| ■ Black | 1% | ■ English Learners | 4% |
| ■ Hispanic | 5% | ■ With Disabilities | 12% |
| ■ Asian | 5% | ■ Homeless | 0% |
| ■ American Indian | 1% | | |
| ■ Two or More Races | 2% | | |
| ■ Pacific Islander | 1% | | |

School Environment

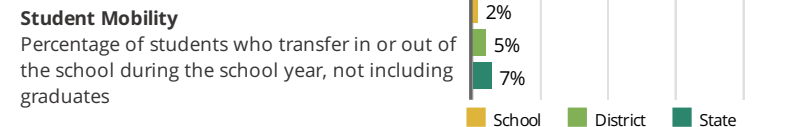
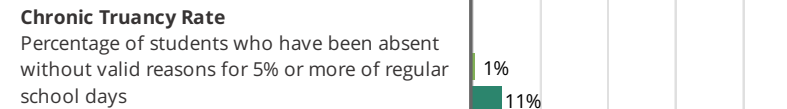
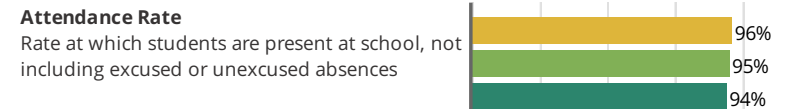
The **5Essentials Survey** allows students in grades 6-12 and all teachers to share their perspectives on essential conditions for learning. The anonymous survey consists of 5 components.



| | |
|-----------------------|---|
| Response Rates | |
| Students | - |
| Teachers | - |

- Effective Leaders**
Do principals and teachers implement a shared vision for success?
- Collaborative Teachers**
Do teachers collaborate to promote professional growth?
- Ambitious Instruction**
Are the classes challenging and engaging?
- Supportive Environment**
Is the school safe, demanding, and supportive?
- Involved Families**
Does the entire staff build strong external relationships?

Student Attendance and Mobility





Wm Hammerschmidt Elem School

School Highlights

Academic Courses

Band, English Language Support, Junior Great Books, Orchestra

Career Development Courses and Programs

Physical Education, Health and Wellness

Child Assault Prevention Program, Health Education Courses, Human Growth and Development, Nutrition

Athletics

Other Programs and Activities

After School Care, Before School Care, Chess Club, Differentiated Math/Reading, Environmental Club, Family Nights, Fire Safety and Prevention, Guitar Club, Junior Achievement, Kiwanas Club Programs, Parent Associations, Smile Squad/On-site dental services, Student Council/Government, Yearbook Club

School Personnel Resources

English as a Second Language Teacher, Librarian/Media Specialist, Paraprofessional, Reading Teacher, School Psychologist, School Social Worker, Special Education Teacher, Speech Language Pathologist-non teaching, Technology Specialist

School Awards

Academic Excellence Award

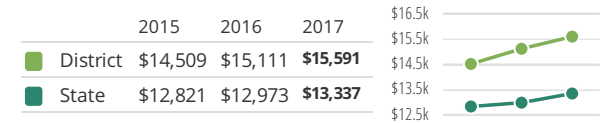
Facilities

District Finance

Instructional Spending per Pupil includes only the activities directly dealing with the teaching of students or the interaction between teachers and students.



Operational Spending per Pupil includes all costs for overall operations in this school's district, including Instructional Spending, but excluding summer school, adult education, capital expenditures, and long-term debt payments.



Educator Measures

This school has had **2 principal(s)** over the past 6 years. In the last three years, an average of **90% of teachers** return to this school each year.

FOR MORE INFORMATION

Visit IllinoisReportCard.com to see additional details about each item of information for this school. There you will find charts spanning multiple years, detailed explanations, resources, more of the school's programs and activities, and powerful tools that let you dig deeper into data.

Most of this data has been collected by ISBE from school districts through data systems. Some information, such as the School Highlights, is entered directly by principals and can be updated throughout the year.