

# Preliminary DF3 17-18

Grade	ELA		Math	
	Level 3 Cut Score	Distance from 3	Level 3 Cut Score	Distance from 3
3	2432	-43	2436	-72
4	2473	-53	2485	-82
5	2502	-30	2528	-73
Avg.		-42		-76

# Munsey



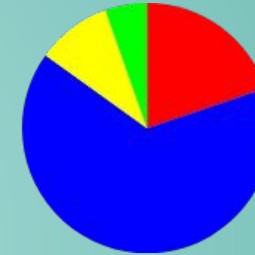
17/18 Attendance:	95.17%
17/18 Enrollment:	650
17/18 EL Population:	22.2%

## EL Reclassification

2015-16		2016-17		2017-18	
# of Students	%	# of Students	%	# of Students	%
17	9.1%	34	21.8%	21	14.5%

**Principal - Dayna Martin-Gardner**  
**Vice Principal - Sarah Riess**

## Demographic Data:



65.1%	■	Hispanic
19.8%	■	African American
9.7%	■	White
5.4%	■	Other





## Smarter Balanced Data (3 yr Trend)


		African American				Hispanic				White				Other				School Wide			
		Not Met	Nearly Met	Met	Exceed.	Not Met	Nearly Met	Met	Exceed.	Not Met	Nearly Met	Met	Exceed.	Not Met	Nearly Met	Met	Exceed.	Not Met	Nearly Met	Met	Exceed.
ELA	17-18	62%	12%	14%	12%	42%	15%	24%	18%	36%	18%	14%	32%	N/A	N/A	N/A	N/A	46%	16%	21%	18%
	16-17	56%	16%	20%	8%	43%	27%	21%	9%	35%	17%	35%	13%	N/A	N/A	N/A	N/A	44%	25%	22%	9%
	15-16	71%	18%	7%	4%	55%	21%	15%	9%	43%	14%	29%	14%	N/A	N/A	N/A	N/A	56%	20%	15%	9%
Math	17-18	66%	20%	11%	3%	51%	25%	16%	8%	41%	27%	23%	9%	N/A	N/A	N/A	N/A	53%	26%	15%	7%
	16-17	62%	20%	13%	5%	49%	28%	18%	6%	39%	17%	30%	13%	N/A	N/A	N/A	N/A	51%	25%	18%	6%
	15-16	75%	17%	8%	0%	58%	21%	16%	4%	57%	14%	19%	10%	N/A	N/A	N/A	N/A	61%	20%	14%	4%

Note: N/A displayed for <10 students.

## California School Dashboard

### Status and Change Report

State Indicator	All Student Performance	Status	Change
Chronic Absenteeism	N/A	N/A	N/A
Suspension Rate		High 3.9%	Declined Significantly -1%
English Learner Progress		Medium 68.8%	Maintained +1.4%
English Language Arts		Low 63.1 points below level 3	Maintained +0.7 points
Mathematics		Low 82.1 points below level 3	Declined -5.6 points

Performance Levels:  Blue (Highest)  Green  Yellow  Orange  Red (Lowest)

## Staffing Structure

Kinder Teachers 6
1st Grade Teachers 5
2nd Grade Teachers 5
3rd Grade Teachers 5
4th Grade Teachers 4
5th Grade Teachers 4
Special Ed Teachers 2
Support Staff by Position Intervention Specialist - 1 Academic Coach - 2 Program Specialist - 1 Teacher on Special Assg. - 1

# Munsey



## School Programs

Focus School
SPED - MM, SH
PLTW Launch
Social-Emotional Learning Pilot Site
Achieve 3000
Regional Parent Center