

ANNUAL REPORT OF NONFINANCIAL DATA



For The Year Ended August 31, 2017



BUSINESS SERVICES
Chief Financial Officer

December 15, 2017

Honorable Greg Abbott, Governor
Lisa Collier, First Assistant State Auditor
Ursula Parks, Director, Legislative Budget Board


Ladies and Gentlemen:

We are pleased to submit the Texas School for the Deaf *Annual Report of Nonfinancial Data* for the year ended August 31, 2017, in compliance with the TEX. GOV'T CODE ANN. § 2101.0115 and in accordance with the instructions for completing the Annual Report of Nonfinancial Data.

The accompanying report has not been audited and is considered to be independent of the agency's *Annual Financial Report*.

If you have any questions, please contact Greg Reyes at 512-462-5360.

Sincerely,



Justin Wedel
Chief Financial Officer

Table of Contents

<u>Description</u>	<u>Page</u>
Appropriation Item Transfers	1
Schedule of Space Occupied	2
Professional Fees and Services	3
Indirect Cost Schedule	4
Schedule of Itemized Purchases	5
HUB Strategic Plan Progress Report	6
Recycled, Remanufactured and Environmentally Sensitive Purchases	7
Schedule of Vehicles Purchased	8
General Land Office Master File Report Verification	9

**Texas School for the Deaf (772)
 Appropriation Item Transfers
 For the Fiscal Year Ended August 31, 2017**

			<u>Transfers-In</u>	<u>Transfers-Out</u>	<u>Net Transfers</u>
A. Goal: Academic, Life and Work Training					
A.1.1.	13001	Classroom Instruction	\$ 442,990	\$ 107,201	\$ 335,789
A.1.2	13006	Residential Program	88,489	107,200	(18,711)
A.1.3	13007	Related and Support Services	160,451	98,252	\$ 62,199
A.1.4	13015	Career & Transition Programs	239,259	78,797	160,462
A.1.5	13016	Student Transportation	13,956	250,000	(236,044)
Total, Goal A: Academic, Life and Work Training			<u>\$ 945,144</u>	<u>\$ 641,450</u>	<u>\$ 303,695</u>
B. Goal: Outreach and Resource Services					
B.1.1	13010	Technical Assistance	\$ 20,507	\$ -	\$ 20,507
B.1.2	13012	TSD Special Summer/ Short-Term	11,809	259,063	(247,253)
Total, Goal B: Outreach and Resource Services			<u>\$ 32,316</u>	<u>\$ 259,063</u>	<u>\$ (226,747)</u>
C. Goal: Educational Prof Salary Increases					
C.1.1	13011	Educ Prof Salary Increases	\$ 331,582	\$ 331,582	\$ -
Total, Goal C: Educational Prof Salary Increases			<u>\$ 331,582</u>	<u>\$ 331,582</u>	<u>\$ -</u>
D. Goal: Indirect Administration					
D.1.1	13801	Central Administration	\$ 20,987	\$ -	\$ 20,987
D.1.2	13800	Other Support Services	38,002	979,357	(941,355)
Total, Goal D: Indirect Administration			<u>\$ 58,989</u>	<u>\$ 979,357</u>	<u>\$ (920,368)</u>
Capital Budget					
	54002	Transportation Items	\$ 250,000	\$ -	\$ 250,000
	54003	MLPP Computer Replacement	81,067	\$ -	\$ -
	54004	MLPP Computer Replacement	41,412	-	41,412
			<u>\$ 372,479</u>	<u>\$ -</u>	<u>\$ 372,479</u>
NET APPROPRIATION ITEM TRANSFERS			<u><u>\$ 1,740,511</u></u>	<u><u>\$ 2,211,451</u></u>	<u><u>\$ (470,940)</u></u>

**Texas School for the Deaf (772)
Schedule of Space Occupied
For the Fiscal Year Ended August 31, 2017**

Location	Square Feet	Comments
State-Owned Buildings:		
Austin (1102 South Congress Avenue):		
Business Services	7,184	Office
Cafeteria	15,310	Cafeteria
Central Plant	5,774	Campus HVAC Utilities
Central Administration Warehouse	14,500	Office/Warehouse
Concession Stand/Restrooms	1,519	Concession Stand/Restrooms
Cottage #564	4,625	Vacant
Cottage #565	4,625	Student Housing
Cottage #566	4,625	Student Housing
Cottage #567	4,625	Student Housing
Cottage #568	4,625	Interpreting Services
Cottage #569	4,625	Student Housing
Cottage #570	4,625	Student Housing
Davis Auditorium	10,500	Auditorium
Deaf Smith Center	5,800	Teen Center/Student Development
Dormitory, High School Special Needs Dept.	8,643	Student Housing
Dormitory, Koen Hall	38,078	Student Housing
Dormitory, Lewis Hall	38,078	Student Housing
Dormitory, Senior Boys	6,713	Student Housing
Dormitory, Senior Girls	6,713	Student Housing
Dormitory, Elementary/Middle School Boys	13,000	Student Housing
Dormitory, Elementary/Middle School Girls	10,000	Student Housing
Elementary Special Needs Dept. (SND) School Building	74,600	Educational
Educational Resource Center on Deafness (ERCOD)	2,059	Office
Ford Vocational/Technical (CTE)	37,002	Educational
Guardhouse-Congress Avenue	64	Security/Information Center
Guardhouse-Elizabeth St.	48	Security
Gymnasium-Clinger Gym	13,175	Middle School Gymnasium
Gymnasium-Seeger Gym	25,741	High School Gymnasium
Hazard Waste Storage	96	Hazardous Material Storage
Health Center	3,759	Clinic
Heritage Center	4,448	Office
Kleburg Building	8,790	Vocational/Office
Maintenance Offices	4,860	Office/Laundry/Security
Maintenance Shops	19,182	Maintenance/Transportation Shops
Natatorium	35,290	Pool/Gymnasium
Storage Building #507	1,954	Storage
T1 Offices	1,344	Vacant
T2 Records/Admissions	2,688	Office
T3 Human Resources	2,688	Office
Toddler Learning Center	1,424	Educational
Transitional Housing #528	1,590	Student Housing
Transitional Housing #529	1,590	Student Housing
Transitional Housing #530	1,590	Student Housing
Transitional Housing #531	1,590	Student Housing
Transitional Housing #532	1,590	Student Housing
Transitional Housing #533	2,585	Staff Residence
Upper School (High School/Middle School)	81,777	Educational/Library/Office
Total State-Owned Buildings	<u>545,711</u>	

Texas School for the Deaf (772)
Professional Fees and Services
For the Fiscal Year Ended August 31, 2017

Name	Type of Service Rendered	Amount
Alliance Work Partners	Other Professional Services	17,252
American Heart Association	Educational/Training Services	240
American Red Cross	Educational/Training Services	324
Carolina Gonzalez	Medical Services	9,205
Comptroller of Public Accounts	Educational/Training Services	400
Cumberland Therapy Services LLC	Medical Services	2,450
DKG Media LP	Educational/Training Services	704
Douglas Rankin MD	Medical Services	46,667
EDLIO	Information Technology Services	6,000
Education Service Center, Region XIII	Educational/Training Services	3,838
Garza/Gonzalez and Associates	Financial and Accounting Services	32,585
Hands Land LLC	Educational/Training Services	2,000
J and P Management LLC	Medical Services	770
Jon Bereron Jr	Consultant Services	5,625
Laurie Martin	Medical Services	7,380
Linode LLC	Computer Programming Services	20
Mandt System	Educational/Training Services	9,380
Mike Wisian	Information Technology Services	795
Neil S Glickman	Educational/Training Services	20,000
Nicole Shannon	Educational/Training Services	2,000
Northwest Evaluation Association	Educational/Training Services	8,185
Northwest Hills Eye Care	Medical Services	2,700
On Site Services 2002	Medical Services	1,380
Powerschool	Educational/Training Services	600
St Davids	Medical Services	122
Susan J Sherdian Edd	Consultant Services	2,609
TASB Inc	Educational/Training Services	900
Taylor Hill Shepard	Medical Services	3,450
Team Builder 8	Educational/Training Services	1,200
Technology For Education LLC	Consultant Services	600
Texas Hands and Voices	Consultant Services	36,020
Texas Society of Interpreters for the Deaf	Educational/Training Services	42
Thinkery	Educational/Training Services	460
University of Texas at Austin	Educational/Training Services	120
US Healthworks Medical Group	Medical Services	59
Victory Physical Medicine	Medical Services	85
	Total Professional Fees and Services	226,165

Unaudited

**Texas School for the Deaf (772)
Indirect Cost Schedule
For the Fiscal Year Ended August 31, 2017**

A. Payroll-related Costs			
FICA Employer Matching Contribution	\$	1,656,106	
Group Health Insurance		3,887,076	
Retirement		2,076,653	
Unemployment		6,465	
Total Payroll-related Costs			<u>\$ 7,626,300</u>
Workers' Compensation	\$	118,793	
Benefit Replacement Pay (BRP)		43,764	
Total Workers' Compensation and BRP		<u>162,557</u>	<u>\$ 162,557</u>
B. Indirect Costs			
N/A			
C. Indirect Costs - Statewide Full Cost Allocation Plan			
Comptroller Fiscal and ITD	\$	54,576	
Comptroller Purchasing & Support (SPD)		5,332	
CPA Rebates		(7,139)	
TFC Planning and Real Estate Management		270,975	
OOG BPP & Financial Accountability		594	
Total Indirect Costs - Statewide Full Cost Allocation Plan			<u>\$ 324,338</u>
TOTAL INDIRECT COSTS			<u><u>\$ 8,113,195</u></u>

**Texas School for the Deaf (772)
 Schedule of Itemized Purchases
 For the Fiscal Year Ended August 31, 2017**

Vendor / PO	Edlio, Inc.	772-7-7789
Amount	\$6,000	
Product Purchased	Content Management System, Web Design and Hosting Services	
Justification	Content Management System, Web Design and Hosting Services	

Vendor / PO	eSped.com, Inc.	772-8-0061
Amount	\$16,500	
Product Purchased	eStar Software	
Justification	Purchased eStar Software to operate as TSD's Special Education Management Software tool.	

Vendor / PO	JAMF Software	772-7-0164
Amount	\$13,307	
Product Purchased	Casper Suite by JAMF Software	
Justification	This software tool is an Apple iOS and OSX client management solution that TSD has used for the last five (5) years.	



Vendor / PO	Black Grockle Development	772-7-0147
Amount	\$14,700	
Product Purchased	Software Development of on-line web services for ERCOD	
Justification	Software services for ERCOD outreach website in support of deaf education	

Texas School for the Deaf (772)
HUB Strategic Plan Progress Report
For the Fiscal Year Ended August 31, 2017

(Source: Texas Government Code, Title 10, Subtitle D, Section 2161.124)

Goal = Strategic Plan HUB Goal Actual = % Spent with HUBs from HUB Report	Goal for FY16	Actual for FY16	Goal for FY17	Actual for FY17	Goal for FY18
Heavy Construction other than building contracts	0.00%	0.00%	0.00%	0.00%	0.00%
Building Construction, including general contractors & operative builders contracts	0.00%	0.00%	0.00%	0.00%	0.00%
Special Trade Construction contracts	32.90%	100.00%	32.90%	0.00%	0.00%
Professional Services Contracts	23.70%	26.01%	23.70%	21.13%	23.70%
Other Services Contracts	26.00%	4.15%	26.00%	5.02%	26.00%
Commodities Contracts	21.10%	30.94%	21.10%	27.00%	21.10%
		21.65%		21.96%	

** Note: TSD Maintenance has been combined with Texas Facilities Commission (9/1/13) **

Prepared by: 	Approved by: 
Printed Name: David Rivera, Purchasing Manager	Printed Name: Justin Wedel, CFO
Phone Number: (512) 462-5345	Phone Number: (512) 462-5351

Texas School for the Deaf (772)
Report of Recycled, Remanufactured and Environmentally Sensitive Purchases
For the Fiscal Year Ended August 31, 2017

FY 2017 Agency Report of Recycled, Remanufactured and Environmentally Sensitive Purchases					
Agency No. 772		Agency Name: Texas School for the Deaf			
Point of Contact:		David Rivera			
Phone Number:		(512) 462-5345			
E-Mail Address:		david.rivera@tsd.state.tx.us			
E1, E2 or E3	Description --- FY2017	Total Expenditures			
		Non-Delegated	Delegated	Total	
Total E1 Including 1st Choice	Recycled	\$3,815.20	\$0.00	\$3,815.20	
Total E2 Including 1st Choice	Remanufactured	\$0.00	\$0.00	\$0.00	
Total E3 Including 1st Choice	Environmentally Sensitive	\$0.00	\$0.00	\$0.00	
Total of E1, E2 and E3 includes Recycled 1st Choice Targeted Totals		\$3,815.20	\$0.00	\$3,815.20	
1st Choice Targeted Commodities	Expenditures			% Spent on 1st Choice Products 100 * [A/(A+B)]	
	1st Choice Products (A)	Virgin Counterpart (B)	Total (A+B)		
1-Motor Oil & Lubricants	\$0.00	\$0.00	\$0.00	0%	
2-Toilet Paper, Toilet Seat Covers & Paper Towels	\$2,793.80	\$0.00	\$2,793.80	100%	
3-Printing Paper, Copier Paper & Computer Paper	\$887.00	\$13,440.00	\$14,327.00	6%	
4-Business Envelopes	\$0.00	\$0.00	\$0.00	0%	
5-Plastic Trash Bags	\$134.40	\$3,182.75	\$3,317.15	4%	
6-Plastic Covered Binders	\$0.00	\$0.00	\$0.00	0%	
7-Recycling Containers	\$0.00	\$0.00	\$0.00	0%	
8-Photocopiers	\$0.00	\$0.00	\$0.00	0%	
Total 1st Choice Targeted Commodities	\$3,815.20	\$16,622.75	\$20,437.95	19%	
Summary of Total Number of FY 2016 Justification Letters		Total Cost	Total Quality	Total Not Available	Total Other
Motor Oil & Lubricants		\$0.00	\$0.00	\$0.00	\$0.00
Toilet Paper, Toilet Seat Covers & Paper Towels		\$6,056.00	\$0.00	\$0.00	\$0.00
Printing Paper, Copier Paper & Computer Paper		\$16,376.00	\$0.00	\$0.00	\$0.00
Business Envelopes		\$0.00	\$0.00	\$0.00	\$0.00
Plastic Trash Bags		\$0.00	\$0.00	\$0.00	\$0.00
Plastic Covered Binders		\$0.00	\$0.00	\$0.00	\$0.00
Recycling Containers		\$0.00	\$0.00	\$0.00	\$0.00
Photocopiers		\$0.00	\$0.00	\$0.00	\$0.00
Total Number(s)		\$22,432.00	\$0.00	\$0.00	\$0.00

Unaudited

**Texas School for the Deaf (772)
Schedule of Vehicles Purchased
For the Fiscal Year Ended August 31, 2017**

<u>Make</u>	<u>Model</u>	<u>Year</u>	<u>Purchase Price</u>	<u>Type of Use</u>	<u>Fuel Efficiency</u>
International	Intergrated CE S Bus - 71 pax	2017	\$ 100,346	Student Transportation	7 MPG
International	Intergrated CE S Bus - 53 pax	2017	\$ 93,479	Student Transportation	7 MPG
Chevrolet	2500 Express 12 person van	2017	\$ 27,115	Student Transportation	15 MPG
Chevrolet	2500 Express 12 person van	2017	\$ 27,115	Student Transportation	15 MPG

There are no vehicles assigned to individual TSD employees.

MASTER FILE REPORT VERIFICATION FORM

Texas School for the Deaf
NAME OF AGENCY

772
AGENCY #

X Yes, the information contained in the Master File Report dated October 2, 2017, is a complete and correct listing of all my agency's land and building records.

_____ No, the information contained in the Master File Report dated _____, is not a complete and correct listing of my agency's land and building records. All discrepancies will be corrected no later than fifteen days from the date of the Master File Report. The Texas General Land Office will be notified of the corrections to the report.

Justin Wedel
Chief Financial Officer


Signature

November 8, 2017
Date

The Texas General Land Office hereby Certifies that the above stated agency is in Compliance with the real property inventory reporting requirements as stated in Texas Natural Resources Code, § NRC 31.153 - 31.156, et seq.

11-8-17
Date


Shaun Seale
State Real Property Inventory Manager