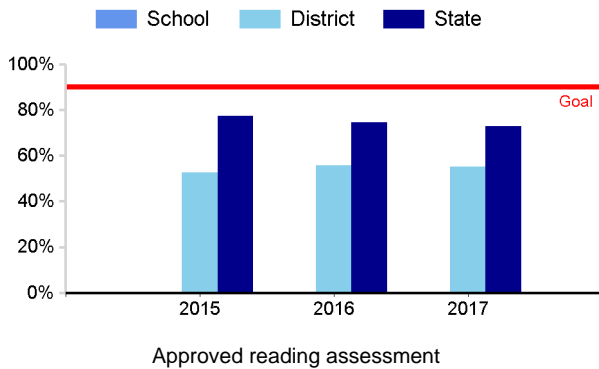


LA SAL SCHOOL

SAN JUAN DISTRICT

Grades 1-3 School Year 2016-2017

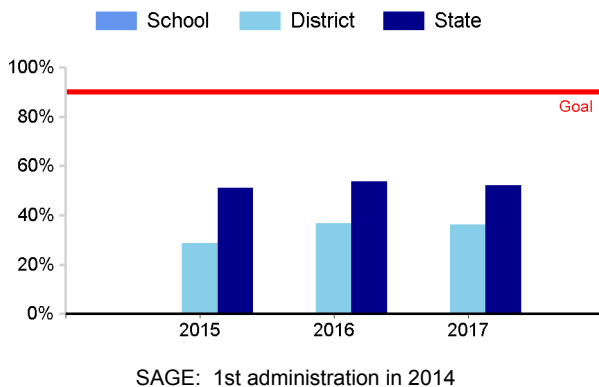
3rd Grade Reading Proficiency



Kindergarten Readiness

The Kindergarten readiness indicator is currently not available

3rd Grade Math Proficiency



School Demographics

Enrollment	n<10
Race/Ethnic Minority	n<10
English Learners	n<10
Low Socio-Economic	n<10
Students With Disabilities	n<10
Chronic Absenteeism	n<10
Mobility	n<10

Academic Performance

Grade Span Tested: **3-3**

Percent Proficient

SAGE Language Arts (ELA)	n<10
SAGE Math	n<10
SAGE Science	n<10

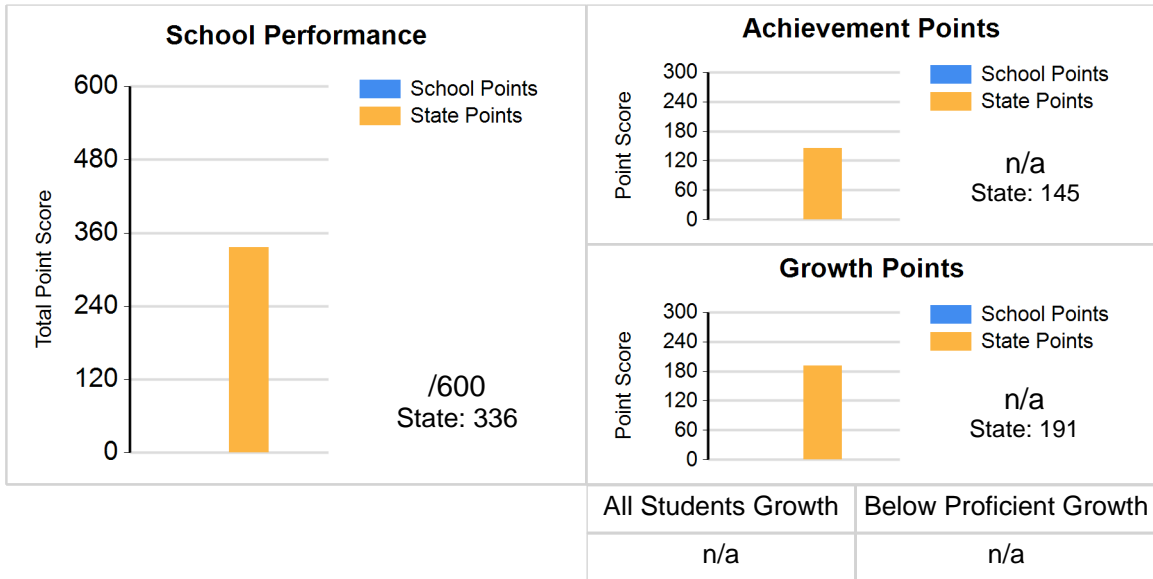
Student Group Percent Proficient

	ELA	Math	Science
Race/Ethnic Minority	n<10	n<10	n<10
English Learners	n<10	n<10	n<10
Low Socio-Economic	n<10	n<10	n<10
Students With Disabilities	n<10	n<10	n<10

School Snapshot Elementary School

"MAKING A DIFFERENCE ONE STUDENT AT A TIME" La Sal Elementary is a necessarily existent small, rural school serving students Kindergarten thru Third Grade in 2 multi-grade level classrooms.

LA SAL SCHOOL



All Students Growth	Below Proficient Growth
n/a	n/a

Participation Rate	
All Students	Below Proficient
n<40	n<40

College and Career Readiness	
Graduation Rate	Graduation Points
n/a	n/a

	All Students Growth			Below Proficient Growth			Proficiency			
	MGP	# of Tests	Points	MGP	# of Tests	Points	Prof Rate	# of Tests	Points	Points Possible
English Language Arts	n<10	n<10		n<10	n<10		n<10	n<10		
Math	n<10	n<10		n<10	n<10		n<10	n<10		
Science	n<10	n<10		n<10	n<10		n<10	n<10		
	Average		0	Average		0	Sum			0

* Of the tests that were expected to be taken, 0% were not taken due to parental exclusion. These expected tests were included in participation rates but excluded from proficiency rates.

	All Students MGP			Below Proficient MGP			Proficiency		
	School	LEA	State	School	LEA	State	School	LEA	State
3rd Grade Language Arts							34%		50%
3rd Grade Math							36%		53%

LA SAL SCHOOL

		Ethnicity									Gender		Disability Status		Other	
		Whole School	Asian	AFAm/Black	White	Hispanic/Latino	American Indian	Pacific Islander	Multiple Races	Economically Disadvantaged	Female	Male	Students With Disabilities	Students With Disabilities (Accommodated)	English Learner	Migrant
English Language Arts	AS Growth MGP															
	BP Growth MGP															
	% Proficient															
3rd Grade Language Arts	AS Growth MGP															
	BP Growth MGP															
	% Proficient															
Mathematics	AS Growth MGP															
	BP Growth MGP															
	% Proficient															
3rd Grade Math	AS Growth MGP															
	BP Growth MGP															
	% Proficient															