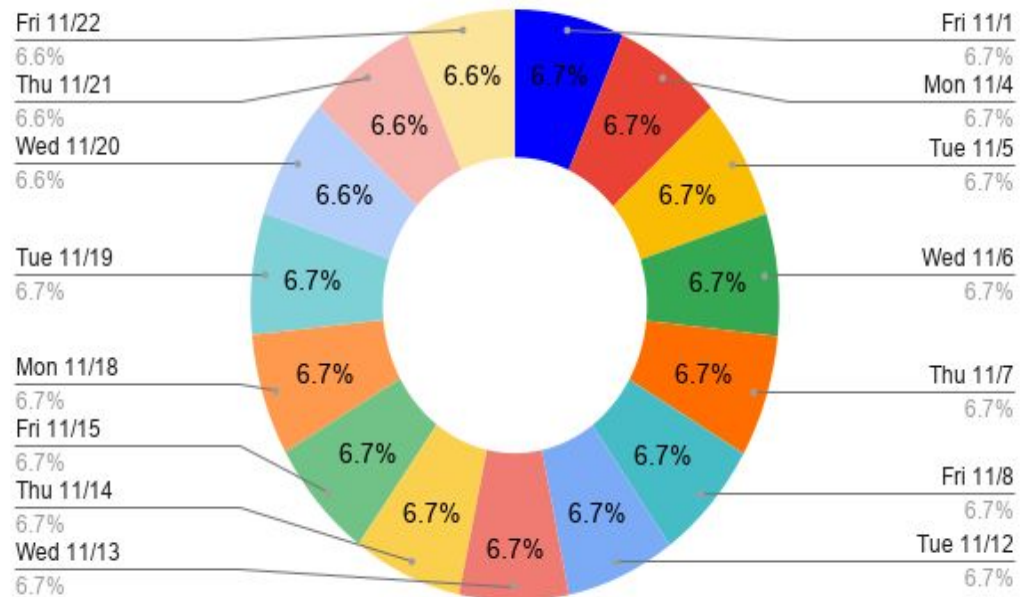
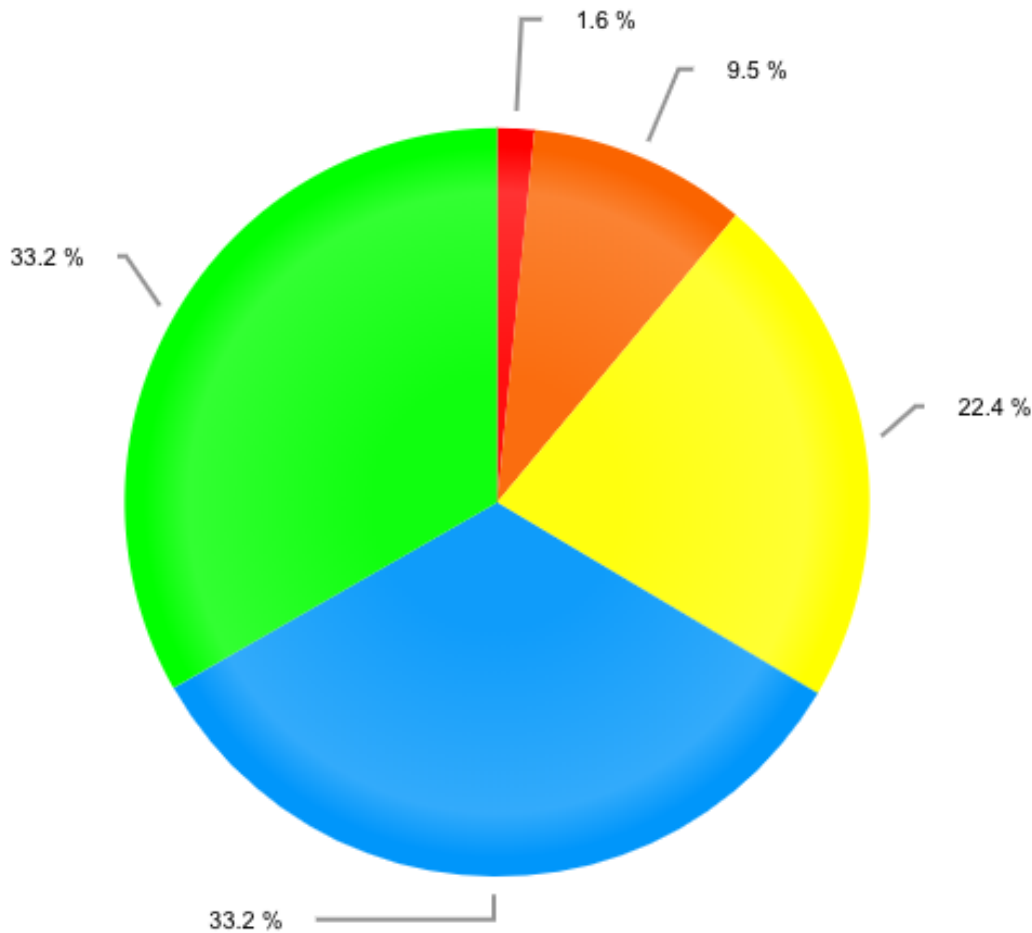



# NOVEMBER ATTENDANCE DASHBOARD

Date/Fecha	Students/Alumnos	Absent/Ausencias	Tardy/Tardancia
Fri 11/1	815	90	42
Mon 11/4	813	40	25
Tue 11/5	812	27	29
Wed 11/6	814	13	30
Thu 11/7	816	30	37
Fri 11/8	816	40	22
Tue 11/12	814	30	35
Wed 11/13	814	20	39
Thu 11/14	814	26	32
Fri 11/15	814	41	13
Mon 11/18	813	39	31
Tue 11/19	812	26	34
Wed 11/20	811	32	26
Thu 11/21	811	36	33
Fri 11/22	811	47	43

Enrollment and Absent





ATT Percentage				
1 - Very Bad	2 - Bad	3 - Not Go...	4 - Good	5 - Very Go...
0 - 79	80 - 90	91 - 95	96 - 98	99 - 100

- Very Bad (0-79%) = 12 Students
- Bad(80%-90%)=71 Students
- Not Good(91%-95%)=168 Students
- Good(96%-98%)=248 Students
- Very Good(99%-100%)=249 Students
- 5 Absences=92% 61 days of School