



# BELLEVILLE PS4

2017-2018

County: ESSEX  
 District: BELLEVILLE TOWN  
 Principal: MRS. CAVALLO  
 30 MAGNOLIA ST  
 BELLEVILLE, NJ 07109-1110  
<https://4.bellevilleschools.org/>  
 (973)532-5014

Total students: **326**

- Economically Disadvantaged: **58.0%**
- Students with Disabilities: **21.5%**
- English Learners: **5.5%**
- Grades offered: **PK-05**
- Student to Teacher Ratio: **14:1**
- Teacher Average Experience (years): **9.0**

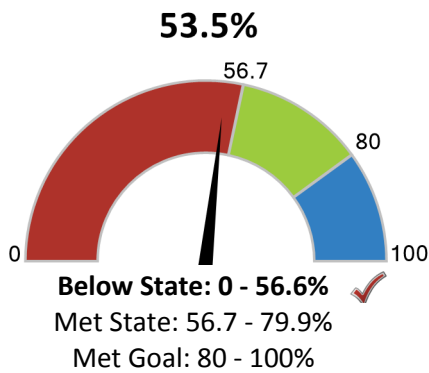
## School Highlights Reported by the District

- Curriculum includes Envision Math Series, Wonders ELA Series and a New Edition Science Series based on STEM Practices and Social Studies series Our World Interactive.
- Technology is part of students school day with our new Chromebook Computer Carts.
- Students have access to Before and After School Tutoring for both ELA and Math.

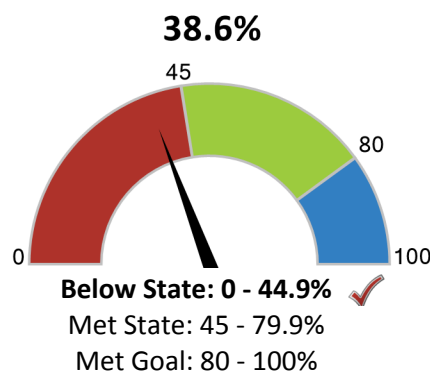
### How did students perform on assessments?

Students that met or exceeded expectations on statewide assessments

#### English Language Arts



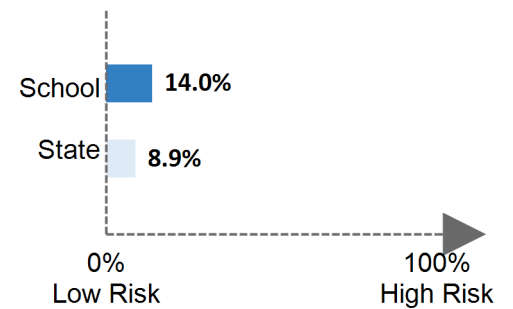
#### Math



### Are students at risk?

Students that were absent for 10% or more of days enrolled

#### Chronic Absenteeism

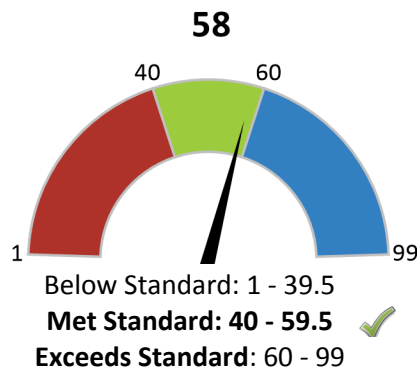


### How does student growth compare to other students?

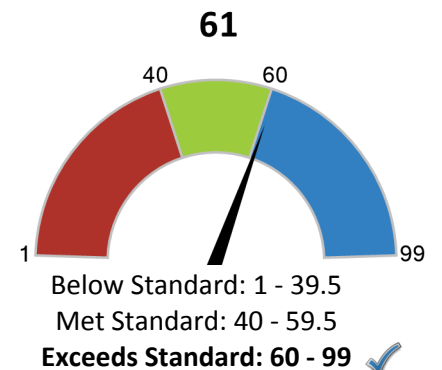
#### Median Student Growth Percentile

Each student gets a **student growth percentile** from 1 to 99 for English (4th to 8th grade) and Math (4th to 7th grade) that explains their progress compared to students who had similar test scores in the past. If the student growth percentiles for all students in the school are ordered from smallest to largest, the **median student growth percentile** is the percentile in the middle of that list.

#### English Language Arts



#### Math



### How to use this report?

- 1 Learn More about this school by viewing the [detailed report](#).
- 2 Start Conversations with school community members and ask questions.
- 3 Engage with your school communities to identify where schools are doing well and where they can improve.