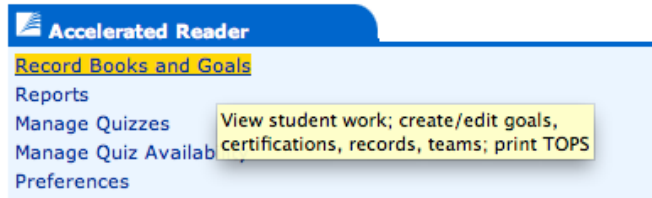
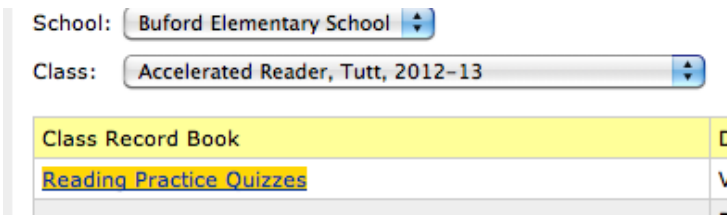


Accelerated Reader *Record Books and Goals*

1. Log in to AR
2. Click on *Record Books and Goals* under *Accelerated Reader*



- a.
3. Click on *Reading Practice Quizzes* (Make sure your class shows in the Drop-down menu)



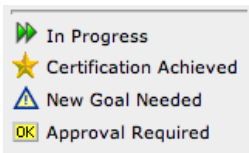
- a.
4. The screen you see shows your students' latest quizzes. You can:

Student	Grade	Date	Title	Score
Monserrat	2	9/18/2012	Si llevas un ratón a la escuela	80.0 % ✓
riam Betzaira	2	9/18/2012	¿De quién eres, ratoncito?	80.0 % ✓

- a.
- b. See if they really did finish a quiz that day
- c. See their percent correct and redirect them if they are not doing very well
- d. If you really are going to delete a quiz, you can click on their name and a list of their quizzes will appear. You have the option to delete a quiz on that page
5. Go under *Reading Practice*, click on *Certifications*:



- a.
6. Here, you can see their current goal, and if you don't see the green arrows, you need to click on the icon to update their goal:



- a.
7. I go to this page a few times a week to check certifications and update them. I also track certifications on my whiteboard, so students can have a visual of where they are. It really helps with motivation.
8. Clicking on *Goals* under *Reading Practice* will take you to a page showing students progress towards *Point Goals*. You can also adjust point goals here.



a.