

## School Data Component - Elementary

<b>Name of School:</b>	<b>Baker Place Elementary</b>
<b>Street Address:</b>	<b>2011 Hero Way</b>
<b>City, State Zip Code:</b>	<b>Grovetown, Georgia 30813</b>
<b>GA DOE School Facility Code:</b>	<b>0212</b>
<b>Designated School Contact Person:</b>	
<b>Name</b>	<b>Leeann Fleischauer</b>
<b>Title</b>	<b>Principal</b>
<b>Telephone Number</b>	<b>706-447-2115</b>
<b>Fax Number</b>	<b>706-447-2116</b>
<b>Email Address</b>	<b>lfleischauer@ccboe.net</b>
<b>Grades Served By School:</b>	<b>PK - 5</b>

## School Demographic Trend Data by Subgroup - Elementary

«School»	School Year				
	2009-10	2010-11	2011-12	2012-13	2013-14
<b>Student Enrollment</b>					
<b>American Indian</b>	N/A	N/A	2	2	5
<b>Asian /Pacific Islander</b>	N/A	N/A	15	15	26
<b>Pacific Islander (reported beginning 2012-2013)</b>				1	4
<b>Black</b>	N/A	N/A	167	203	231
<b>Hispanic</b>	N/A	N/A	106	114	150
<b>Multi-Ethnic</b>	N/A	N/A	47	46	68
<b>White</b>	N/A	N/A	492	538	572
<b>ESOL: Percent Enrolled</b>	N/A	N/A	3%	3%	3%
<b>SPED: Percent Enrolled</b>	N/A	N/A	14%	12%	11%
<b>F/R Lunch: Percent Eligible</b>	N/A	N/A	23%	24%	24%
<b>Average Student Attendance</b>			<b>97.18</b>	<b>96.60</b>	<b>96.88</b>



# College and Career Ready Performance Index (CCRPI)

Richard Woods Georgia's School Superintendent



«School»	CCRPI Score	Sum of Achievement, Progress, Achievement Gap, and Challenge Points				
		Achievement Points	Progress Points	Achievement Gap Points	Challenge Points	
					ED/EL/SWD Performance Points	Exceeding the Bar Points
CCRPI 2012	73.6	49.9	15	6	2.2	.5
					2.7	
CCRPI 2013	78	51	16.8	8	1.7	.5
					2.2	
CCRPI 2014	81.9	51.6	17.3	8	3	2
					5	

## School Data Component - Elementary

Name of School:	Blue Ridge Elementary
Street Address:	550 Blue Ridge Drive
City, State Zip Code:	Evans, Georgia 30809
GA DOE School Facility Code:	0188
Designated School Contact Person:	
Name	Karen Fischer
Title	Principal
Telephone Number	706-868-0894
Fax Number	706-868-2181
Email Address	kfischer@ccboe.net
Grades Served By School:	K - 5

## School Demographic Trend Data by Subgroup - Elementary

«School»	School Year				
	2009-10	2010-11	2011-12	2012-13	2013-14
Student Enrollment	615	624	676	651	665
American Indian	1	1	1	1	2
Asian /Pacific Islander	41	63	74	61	64
Pacific Islander (reported beginning 2012-2013)	3	1	3	6	4
Black	70	68	84	89	97
Hispanic	31	36	36	25	36
Multi-Ethnic	34	20	27	25	30
White	435	435	451	444	432
ESOL: Percent Enrolled	.48	.32	1.33	2.30	2.25
SPED: Percent Enrolled	12.68	12.01	10.79	9.83	9.02
F/R Lunch: Percent Eligible	22.75	24.36	28.48	29.98	30.50
Average Student Attendance	96.83	96.67	97.24	96.79	97.12



# College and Career Ready Performance Index (CCRPI)

**Richard Woods** Georgia's School Superintendent



«School»	CCRPI Score	Sum of Achievement, Progress, Achievement Gap, and Challenge Points				
		Achievement Points	Progress Points	Achievement Gap Points	Challenge Points	
					ED/EL/SWD Performance Points	Exceeding the Bar Points
CCRPI 2012	87.3	56.2	16.2	10	3.4	1.5
					4.9	
CCRPI 2013	88.7	55.7	18.1	11	3.4	.5
					3.9	
CCRPI 2014	85.5	54.6	16.1	11	3.3	.5
					3.8	

## School Data Component - Elementary

Name of School:	Brookwood Elementary School
Street Address:	455 South Old Belair Road
City, State Zip Code:	Grovetown, Georgia 30813
GA DOE School Facility Code:	636-0190
Designated School Contact Person:	
Name	Stephanie Reese
Title	Principal
Telephone Number	(706) 855-7538
Fax Number	(706) 855-
Email Address	Stephanie.reese@ccboe.net
Grades Served By School:	K - 5


## School Demographic Trend Data by Subgroup - Elementary

«School»	School Year				
	2009-10	2010-11	2011-12	2012-13	2013-14
Student Enrollment	602	590	549	607	631
American Indian	0	0	0	3	2
Asian /Pacific Islander	12	18	18	27	27
Pacific Islander (reported beginning 2012-2013)				1	1
Black	142	156	127	136	143
Hispanic	32	35	31	30	50
Multi-Ethnic	35	33	33	46	49
White	381	34	340	365	360
ESOL: Percent Enrolled	<1%	<1%	<1%	<1%	<1%
SPED: Percent Enrolled	11%	12%	14%	13%	12%
F/R Lunch: Percent Eligible	41%	42%	42%	45%	48%
Average Student Attendance	95%	97%	97%	97%	96.7%



# College and Career Ready Performance Index (CCRPI)

Richard Woods Georgia's School Superintendent



«School»	CCRPI Score	Sum of Achievement, Progress, Achievement Gap, and Challenge Points				
		Achievement Points	Progress Points	Achievement Gap Points	Challenge Points	
					ED/EL/SWD Performance Points	Exceeding the Bar Points
CCRPI 2012	83.3	50.4	16.6	11	4.8	.5
					5.3	
CCRPI 2013	83.5	52.7	15.2	9	5.6	1
					6.6	
CCRPI 2014	79.6	53	13.1	8	3.5	2
					5.5	

## School Data Component - Elementary

Name of School:	Cedar Ridge Elementary
Street Address:	1000 Trudeau Trail
City, State Zip Code:	Grovetown, GA 30813
GA DOE School Facility Code:	0208
Designated School Contact Person:	Katherine LeAnne Gregg
Name	Katherine LeAnne Gregg
Title	Principal
Telephone Number	706-447-2100
Fax Number	706-854-5839
Email Address	<a href="mailto:katherine.gregg@ccboe.net">katherine.gregg@ccboe.net</a>
Grades Served By School:	K - 5

## School Demographic Trend Data by Subgroup - Elementary

«School»	School Year				
	2009-10	2010-11	2011-12	2012-13	2013-14
<b>Student Enrollment</b>	<b>1063</b>	<b>1163</b>	<b>910</b>	<b>1036</b>	<b>1083</b>
American Indian	3	5	5	5	3
Asian /Pacific Islander	13	22	22	19	24
Pacific Islander (reported beginning 2012-2013)	0	0	4	5	2
Black	289	275	219	257	291
Hispanic	113	139	127	131	169
Multi-Ethnic	81	77	78	93	93
White	455	505	375	393	393
ESOL: Percent Enrolled	.84%	1.37%	1.53%	3.28%	4.06%
SPED: Percent Enrolled	8.5%	11%	10%	11%	10%
F/R Lunch: Percent Eligible	40%	40%	46%	41%	54%
<b>Average Student Attendance</b>	<b>96.75</b>	<b>96.78</b>	<b>97.30</b>	<b>96.31</b>	<b>96.82</b>



# College and Career Ready Performance Index (CCRPI)

Richard Woods *Georgia's School Superintendent*



«School»	CCRPI Score	Sum of Achievement, Progress, Achievement Gap, and Challenge Points				
		Achievement Points	Progress Points	Achievement Gap Points	Challenge Points	
					ED/EL/SWD Performance Points	Exceeding the Bar Points
CCRPI 2012	78.9	50.5	15.9	7	5	.5
					5.5	
CCRPI 2013	73.2	48.1	14.1	6	4.5	.5
					5	
CCRPI 2014	78.8	51	13.4	10	2.9	1.5
					4.4	



## School Data Component - Elementary

<b>Name of School:</b>	<b>Euchee Creek Elementary School</b>
<b>Street Address:</b>	<b>795 Louisville Road</b>
<b>City, State Zip Code:</b>	<b>Grovetown, GA 30813</b>
<b>GA DOE School Facility Code:</b>	<b>0397</b>
<b>Designated School Contact Person:</b>	
<b>Name</b>	<b>Katy Yeargain</b>
<b>Title</b>	<b>Principal</b>
<b>Telephone Number</b>	<b>706-556-4000</b>
<b>Fax Number</b>	<b>706-854-5829</b>
<b>Email Address</b>	<b>Katy.yeargain@ccboe.net</b>
<b>Grades Served By School:</b>	<b>Pre-K - 5</b>

## School Demographic Trend Data by Subgroup - Elementary

«School»	School Year				
	2009-10	2010-11	2011-12	2012-13	2013-14
<b>Student Enrollment</b>					
<b>American Indian</b>	0	0	0	0	0
<b>Asian /Pacific Islander</b>	0	0	4	5	3
<b>Pacific Islander (reported beginning 2012-2013)</b>				0	0
<b>Black</b>	64	60	95	94	101
<b>Hispanic</b>	20	20	49	31	35
<b>Multi-Ethnic</b>	16	11	20	35	38
<b>White</b>	281	336	347	342	333
<b>ESOL: Percent Enrolled</b>	<1%	<1%	<1%	<1%	<1%
<b>SPED: Percent Enrolled</b>	8%	10%	9%	17%	13%
<b>F/R Lunch: Percent Eligible</b>	58%	57%	56%	53%	49%
<b>Average Student Attendance</b>					



# College and Career Ready Performance Index (CCRPI)

Richard Woods *Georgia's School Superintendent*



«School»	CCRPI Score	Sum of Achievement, Progress, Achievement Gap, and Challenge Points				
		Achievement Points	Progress Points	Achievement Gap Points	Challenge Points	
					ED/EL/SWD Performance Points	Exceeding the Bar Points
CCRPI 2012	78.1	48.5	17	9	3.1	.5
					3.6	
CCRPI 2013	87.4	52.7	17.9	13	3.8	0
					3.8	
CCRPI 2014	73.1	49.6	12.2	7	2.8	1.5
					4.3	

## School Data Component - Elementary

<b>Name of School:</b>	<b>Evans Elementary</b>
<b>Street Address:</b>	<b>618 Gibbs Road</b>
<b>City, State Zip Code:</b>	<b>Evans Ga 30809</b>
<b>GA DOE School Facility Code:</b>	<b>0816</b>
<b>Designated School Contact Person:</b>	<b>Naesha Parks</b>
<b>Name</b>	<b>Naesha Parks</b>
<b>Title</b>	<b>Principal</b>
<b>Telephone Number</b>	<b>706-863-1202</b>
<b>Fax Number</b>	<b>706-854-5812</b>
<b>Email Address</b>	<b>Naesha.parks@ccboe.net</b>
<b>Grades Served By School:</b>	<b>K - 5</b>

## School Demographic Trend Data by Subgroup - Elementary

«School»	School Year				
	2009-10	2010-11	2011-12	2012-13	2013-14
<b>Student Enrollment</b>	<b>476</b>	<b>490</b>	<b>457</b>	<b>453</b>	<b>698</b>
<b>American Indian</b>	0	0	0	1	1
<b>Asian /Pacific Islander</b>	13	8	14	14	22
<b>Pacific Islander (reported beginning 2012-2013)</b>	3	2	2	1	1
<b>Black</b>	44	51	50	50	112
<b>Hispanic</b>	27	33	36	31	52
<b>Multi-Ethnic</b>	32	31	29	26	54
<b>White</b>	357	365	326	330	456
<b>ESOL: Percent Enrolled</b>	0%	0%	0%	0%	0%
<b>SPED: Percent Enrolled</b>	6.6%	6.3%	6.3%	6.6%	3.9%
<b>F/R Lunch: Percent Eligible</b>	28%	29%	29%	37%	38%
<b>Average Student Attendance</b>	<b>96.8</b>	<b>96.2</b>	<b>96.9</b>	<b>96.1</b>	<b>96.3</b>



# College and Career Ready Performance Index (CCRPI)

Richard Woods Georgia's School Superintendent



«School»	CCRPI Score	Sum of Achievement, Progress, Achievement Gap, and Challenge Points				
		Achievement Points	Progress Points	Achievement Gap Points	Challenge Points	
					ED/EL/SWD Performance Points	Exceeding the Bar Points
CCRPI 2012	80.4	52.1	15.5	9	3.3	.5
CCRPI 2013	88.3	54.8	17.4	13	2.6	.5
CCRPI 2014	86.3	55.5	14.8	11	4	1

## School Data Component - Elementary

Name of School:	Greenbrier Elementary School
Street Address:	5116 Riverwood Parkway
City, State Zip Code:	Evans, GA 30809
GA DOE School Facility Code:	0297
Designated School Contact Person:	
Name	Mary Bridges
Title	Principal
Telephone Number	706-650-6060
Fax Number	706-650-6063
Email Address	mabridges@ccboe.net
Grades Served By School:	K - 5


## School Demographic Trend Data by Subgroup - Elementary

«School»	School Year				
	2009-10	2010-11	2011-12	2012-13	2013-14
<b>Student Enrollment</b>	<b>790</b>	<b>838</b>	<b>863</b>	<b>891</b>	<b>945</b>
American Indian	2	1	1	1	1
Asian /Pacific Islander	14	16	20	23	30
Pacific Islander (reported beginning 2012-2013)				1	1
Black	115	103	107	104	108
Hispanic	45	49	47	56	68
Multi-Ethnic	20	24	30	41	49
White	594	645	658	665	688
ESOL: Percent Enrolled	-----	<1%	<1%	<1%	<1%
SPED: Percent Enrolled	10%	10%	8%	1%	7%
F/R Lunch: Percent Eligible	12%	11%	14%	12%	15%
<b>Average Student Attendance</b>	<b>97.06</b>	<b>96.87</b>	<b>97.39</b>	<b>96.89</b>	<b>97.09</b>



# College and Career Ready Performance Index (CCRPI)

Richard Woods Georgia's School Superintendent



«School»	CCRPI Score	Sum of Achievement, Progress, Achievement Gap, and Challenge Points				
		Achievement Points	Progress Points	Achievement Gap Points	Challenge Points	
					ED/EL/SWD Performance Points	Exceeding the Bar Points
CCRPI 2012	86.7	56.9	15.4	12	1.9	.5
					2.4	
CCRPI 2013	90.4	57.5	17.6	13	1.8	.5
					2.3	
CCRPI 2014	88.7	57.5	15.3	12	1.9	2
					3.9	

## School Data Component - Elementary

Name of School:	Grovetown Elementary School
Street Address:	300 Ford Avenue
City, State Zip Code:	Grovetown, GA 30813
GA DOE School Facility Code:	5050
Designated School Contact Person:	
Name	Scott Weinand
Title	Principal
Telephone Number	706-868-3703
Fax Number	706-854-5830
Email Address	david.weinand@ccboe.net
Grades Served By School:	PK - 5

## School Demographic Trend Data by Subgroup - Elementary

«School»	School Year				
	2009-10	2010-11	2011-12	2012-13	2013-14
Student Enrollment	669	654	662	613	597
American Indian	4	2	2	3	5
Asian /Pacific Islander	16	11	10	6	7
Pacific Islander (reported beginning 2012-2013)				0	1
Black	171	180	191	172	176
Hispanic	131	132	114	123	115
Multi-Ethnic	39	34	50	44	48
White	308	295	295	265	245
ESOL: Percent Enrolled	10%	11%	6%	8%	7%
SPED: Percent Enrolled	8%	8%	9%	11%	10%
F/R Lunch: Percent Eligible	62%	64%	71%	71%	72%
Average Student Attendance	96.3	96.3	96.5	95.7	96.1



# College and Career Ready Performance Index (CCRPI)

Richard Woods Georgia's School Superintendent



«School»	CCRPI Score	Sum of Achievement, Progress, Achievement Gap, and Challenge Points				
		Achievement Points	Progress Points	Achievement Gap Points	Challenge Points	
					ED/EL/SWD Performance Points	Exceeding the Bar Points
CCRPI 2012	74.7	49.2	16.1	5	3.9	.5
					4.4	
CCRPI 2013	71.4	47.6	15.5	4	3.3	1
					4.3	
CCRPI 2014	67.2	47	14.3	2	1.9	2
					3.9	



## School Data Component - Elementary

Name of School:	Lewiston Elementary School
Street Address:	5426 Hereford Farm Road
City, State Zip Code:	Evans, GA 30809
GA DOE School Facility Code:	0102
Designated School Contact Person:	
Name	Michael Doolittle, Ed.D.
Title	Principal
Telephone Number	(706) 650-6064
Fax Number	(706) 650-6067
Email Address	mdoolittle@ccboe.net
Grades Served By School:	K - 5

## School Demographic Trend Data by Subgroup - Elementary

«School»	School Year				
	2009-10	2010-11	2011-12	2012-13	2013-14
Student Enrollment	917	985	661	697	747
American Indian	1	2	1	1	2
Asian /Pacific Islander	22	34	21	20	21
Pacific Islander (reported beginning 2012-2013)				0	1
Black	149	144	76	86	94
Hispanic	51	79	52	56	71
Multi-Ethnic	65	56	28	40	49
White	629	669	483	494	509
ESOL: Percent Enrolled	.33%	.10%	.76%	1%	1.9%
SPED: Percent Enrolled	9%	9%	10%	7%	6%
F/R Lunch: Percent Eligible	22%	24%	20%	22%	27%
Average Student Attendance	96.59	96.70	97.45	96.70	97.23



# College and Career Ready Performance Index (CCRPI)

**Richard Woods** *Georgia's School Superintendent*



«School»	CCRPI Score	Sum of Achievement, Progress, Achievement Gap, and Challenge Points				
		Achievement Points	Progress Points	Achievement Gap Points	Challenge Points	
					ED/EL/SWD Performance Points	Exceeding the Bar Points
CCRPI 2012	89.8	54.1	17.9	15	2.3	.5
					2.8	
CCRPI 2013	87.1	56.3	17.4	10	2.4	1
					3.4	
CCRPI 2014	86.3	56.3	15.4	11	1.6	2
					3.6	

## School Data Component - Elementary

Name of School:	Martinez Elementary
Street Address:	213 Flowing Wells Rd
City, State Zip Code:	Martinez, GA 30907
GA DOE School Facility Code:	2052
Designated School Contact Person:	
Name	Wade White
Title	Principal
Telephone Number	(706)863-8308
Fax Number	(706)854-5832
Email Address	wade.white@ccboe.net
Grades Served By School:	K - 5

## School Demographic Trend Data by Subgroup - Elementary

«School»	School Year				
	2009-10	2010-11	2011-12	2012-13	2013-14
Student Enrollment	510	516	489	468	621
American Indian	1	2	2	4	5
Asian /Pacific Islander	18	23	23	23	28
Pacific Islander (reported beginning 2012-2013)				2	2
Black	83	97	100	90	121
Hispanic	37	43	41	39	51
Multi-Ethnic	31	21	20	15	33
White	339	329	302	295	382
ESOL: Percent Enrolled	.07%	0%	1.9%	2%	2.6%
SPED: Percent Enrolled	10.3%	11.3%	10%	8.8%	10.6%
F/R Lunch: Percent Eligible	40.1%	44.5%	46.9%	46.9%	57.6%
Average Student Attendance					



# College and Career Ready Performance Index (CCRPI)

Richard Woods *Georgia's School Superintendent*



«School»	CCRPI Score	Sum of Achievement, Progress, Achievement Gap, and Challenge Points				
		Achievement Points	Progress Points	Achievement Gap Points	Challenge Points	
					ED/EL/SWD Performance Points	Exceeding the Bar Points
CCRPI 2012	77.4	50.8	15.1	8	3	.5
					3.5	
CCRPI 2013	89.8	53.1	19.9	12	3.8	1
					4.8	
CCRPI 2014	88	54	16.1	10	5.9	2
					7.9	

## School Data Component - Elementary

Name of School:	North Columbia
Street Address:	2874 Ray Owens Road
City, State Zip Code:	Appling, GA 30802
GA DOE School Facility Code:	3052
Designated School Contact Person:	
Name	Wanda Golosky
Title	Principal
Telephone Number	706-541-1158
Fax Number	706-854-5833
Email Address	wanda.golosky@ccboe.net
Grades Served By School:	K - 5


## School Demographic Trend Data by Subgroup - Elementary

«North Columbia Elem»	School Year				
	2009-10	2010-11	2011-12	2012-13	2013-14
Student Enrollment	382	370	362	343	347
American Indian	2	1	2	1	0
Asian /Pacific Islander	0	0	0	0	0
Pacific Islander (reported beginning 2012-2013)				0	0
Black	25	25	30	31	26
Hispanic	10	8	8	8	12
Multi-Ethnic	6	8	9	13	16
White	339	328	313	290	293
ESOL: Percent Enrolled	0	0	0	0	0
SPED: Percent Enrolled	10%	10%	8%	9%	8%
F/R Lunch: Percent Eligible	35.48%	39.08%	37.46%	38.12%	41.52%
Average Student Attendance	96.3%	96.09%	96.51%	95.14%	95.69%



# College and Career Ready Performance Index (CCRPI)

Richard Woods Georgia's School Superintendent



«School»	CCRPI Score	Sum of Achievement, Progress, Achievement Gap, and Challenge Points				
		Achievement Points	Progress Points	Achievement Gap Points	Challenge Points	
					ED/EL/SWD Performance Points	Exceeding the Bar Points
CCRPI 2012	77.2	50.8	14.3	9	2.6	.5
					3.1	
CCRPI 2013	88.9	53.1	16.7	14	4.6	.5
					5.1	
CCRPI 2014	79.1	52.8	13.8	9	2.5	1
					3.5	

## School Data Component - Elementary

Name of School:	North Harlem Elementary
Street Address:	525 Fairview Drive
City, State Zip Code:	Harlem, GA 30814
GA DOE School Facility Code:	636-4052
Designated School Contact Person:	
Name	Kirk M. Wright
Title	Principal
Telephone Number	706-556-5995
Fax Number	706-556-5960
Email Address	kirk.wright@ccboe.net
Grades Served By School:	K - 5

## School Demographic Trend Data by Subgroup - Elementary

«School»	School Year				
	2009-10	2010-11	2011-12	2012-13	2013-14
<b>Student Enrollment</b>	<b>611</b>	<b>594</b>	<b>584</b>	<b>588</b>	<b>617</b>
American Indian	< 1%	< 1%	< 1%	< 1%	< 1%
Asian /Pacific Islander	< 1%	< 1%	< 1%	< 1%	< 1%
Pacific Islander (reported beginning 2012-2013)				< 1%	< 1%
Black	19%	20%	18%	19%	19%
Hispanic	6%	7%	9%	9%	8%
Multi-Ethnic	6%	5%	4%	6%	7%
White	68%	68%	68%	66%	65%
ESOL: Percent Enrolled	< 1%	< 1%	1%	2%	1%
SPED: Percent Enrolled	9%	11%	12%	14%	12%
F/R Lunch: Percent Eligible	60.8%	64.4%	71.9%	72.2%	72.8%
<b>Average Student Attendance</b>	<b>95.83%</b>	<b>95.84%</b>	<b>96.09%</b>	<b>95.23%</b>	<b>95.49%</b>



# College and Career Ready Performance Index (CCRPI)

Richard Woods Georgia's School Superintendent



«School»	CCRPI Score	Sum of Achievement, Progress, Achievement Gap, and Challenge Points				
		Achievement Points	Progress Points	Achievement Gap Points	Challenge Points	
					ED/EL/SWD Performance Points	Exceeding the Bar Points
CCRPI 2012	68.4	43.1	17.8	5	2	5
					2.5	
CCRPI 2013	74.9	45.9	18.6	7	2.9	.5
					3.4	
CCRPI 2014	70.4	45.8	14.6	8	1.5	.5
					2	



## School Data Component - Elementary

Name of School:	Riverside Elementary School
Street Address:	4431 Hardy McManus Rd.
City, State Zip Code:	Evans, GA 30809
GA DOE School Facility Code:	0194
Designated School Contact Person:	
Name	Judith Bonadio
Title	Principal
Telephone Number	706-868-3736
Fax Number	706-868-2186
Email Address	jbonadio@ccboe.net
Grades Served By School:	K - 5

## School Demographic Trend Data by Subgroup - Elementary

«School»	School Year				
	2009-10	2010-11	2011-12	2012-13	2013-14
Student Enrollment	751	683	697	654	609
American Indian	2	0	0	2	2
Asian /Pacific Islander	22	31	30	29	28
Pacific Islander (reported beginning 2012-2013)	2	1	2	1	0
Black	91	91	96	93	97
Hispanic	39	31	50	39	36
Multi-Ethnic	34	27	26	23	22
White	561	502	493	467	424
ESOL: Percent Enrolled	0.13%	0	0.86%	0.76%	0.98%
SPED: Percent Enrolled	9.8%	10.98%	7.03%	5.96%	8.7%
F/R Lunch: Percent Eligible	8.17%	9.67%	11.17%	13.53%	12.65%
Average Student Attendance	96.79%	97%	97.47%	96.78%	97.44%



# College and Career Ready Performance Index (CCRPI)

Richard Woods Georgia's School Superintendent



«School»	CCRPI Score	Sum of Achievement, Progress, Achievement Gap, and Challenge Points				
		Achievement Points	Progress Points	Achievement Gap Points	Challenge Points	
					ED/EL/SWD Performance Points	Exceeding the Bar Points
CCRPI 2012	81	53.9	15.2	10	1.4	.5
					1.9	
CCRPI 2013	93.2	57.4	18.6	15	1.7	.5
					2.2	
CCRPI 2014	88.5	56.4	18	12	1.1	1
					2.1	

## School Data Component - Elementary

Name of School:	River Ridge Elementary School
Street Address:	4109 Mullikin Rd.
City, State Zip Code:	Evans, GA 30809
GA DOE School Facility Code:	0106
Designated School Contact Person:	
Name	Revelle Cox
Title	Principal
Telephone Number	706-447-1016
Fax Number	706-1019
Email Address	rcox@ccboe.net
Grades Served By School:	K - 5

## School Demographic Trend Data by Subgroup - Elementary

«School»	School Year				
	2009-10	2010-11	2011-12	2012-13	2013-14
Student Enrollment	790	802	765	742	740
American Indian	2	1	1	2	3
Asian /Pacific Islander	44	49	50	51	42
Pacific Islander (reported beginning 2012-2013)				1	0
Black	62	72	75	83	91
Hispanic	36	40	32	32	45
Multi-Ethnic	34	25	27	24	25
White	612	615	580	549	534
ESOL: Percent Enrolled	1%	1%	2%	2%	3%
SPED: Percent Enrolled	6%	8%	9%	10%	9%
F/R Lunch: Percent Eligible	12%	14%	17%	19%	22%
Average Student Attendance	97	97	98	97	97



# College and Career Ready Performance Index (CCRPI)

Richard Woods Georgia's School Superintendent



«School»	CCRPI Score	Sum of Achievement, Progress, Achievement Gap, and Challenge Points				
		Achievement Points	Progress Points	Achievement Gap Points	Challenge Points	
					ED/EL/SWD Performance Points	Exceeding the Bar Points
CCRPI 2012	92.3	58.4	18.6	13	1.8	.5
					2.3	
CCRPI 2013	96.0	58.5	19.5	15	2.5	.5
					3	
CCRPI 2014	91.9	58.5	16.9	15	2	1.5
					3.5	

## School Data Component - Elementary

Name of School:	South Columbia Elementary
Street Address:	325 McCormick Road
City, State Zip Code:	Martinez, GA 30907
GA DOE School Facility Code:	5052
Designated School Contact Person:	
Name	Lisa Reeder
Title	Principal
Telephone Number	706-863-3220
Fax Number	706-868-2187
Email Address	lreeder@ccboe.net
Grades Served By School:	K - 5


## School Demographic Trend Data by Subgroup - Elementary

«School»	School Year				
	2009-10	2010-11	2011-12	2012-13	2013-14
Student Enrollment	522	518	546	511	544
American Indian	0	0	1	1	2
Asian /Pacific Islander	2	14	5	10	12
Pacific Islander (reported beginning 2012-2013)				3	3
Black	110	109	121	115	132
Hispanic	30	38	48	44	40
Multi-Ethnic	35	30	31	29	26
White	318	322	325	309	327
ESOL: Percent Enrolled	0	0	<1%	<1%	<1%
SPED: Percent Enrolled	12%	13%	18%	18%	16%
F/R Lunch: Percent Eligible	54%	50%	61%	60%	71%
Average Student Attendance	96.36%	95.96%	96.76%	96.19%	95.90%



# College and Career Ready Performance Index (CCRPI)

Richard Woods *Georgia's School Superintendent*



«School»	CCRPI Score	Sum of Achievement, Progress, Achievement Gap, and Challenge Points				
		Achievement Points	Progress Points	Achievement Gap Points	Challenge Points	
					ED/EL/SWD Performance Points	Exceeding the Bar Points
CCRPI 2012	77.2	48.9	13.3	8	6.5	.5
					7	
CCRPI 2013	80.1	50.4	15.6	9	4.6	.5
					5.1	
CCRPI 2014	71.2	48.5	14.1	4	3.1	1.5
					4.6	

## School Data Component - Elementary

Name of School:	Stevens Creek Elementary
Street Address:	3780 Evans to Locks Rd.
City, State Zip Code:	Martinez, GA 30907
GA DOE School Facility Code:	0192
Designated School Contact Person:	
Name	Michelle H. Paschal
Title	Principal
Telephone Number	706-868-3705
Fax Number	706-854-5837
Email Address	mpaschal@ccboe.net
Grades Served By School:	K - 5

## School Demographic Trend Data by Subgroup - Elementary

«School»	School Year				
	2009-10	2010-11	2011-12	2012-13	2013-14
Student Enrollment	899	864	789	770	758
American Indian	5	1	1	1	0
Asian /Pacific Islander	110	126	106	114	105
Pacific Islander (reported beginning 2012-2013)				0	2
Black	78	74	75	73	72
Hispanic	43	38	21	22	20
Multi-Ethnic	34	26	36	33	38
White	629	599	550	527	521
ESOL: Percent Enrolled	6.5%	6.5%	2.2%	3.1%	2.5%
SPED: Percent Enrolled	6.8%	6.6%	6.3%	5.6%	6.2%
F/R Lunch: Percent Eligible	14.2%	12.9%	15.3%	16.2%	16.6%
Average Student Attendance	97.28	97.03	97.79	97.11	97.29



# College and Career Ready Performance Index (CCRPI)

Richard Woods *Georgia's School Superintendent*



«School»	CCRPI Score	Sum of Achievement, Progress, Achievement Gap, and Challenge Points				
		Achievement Points	Progress Points	Achievement Gap Points	Challenge Points	
					ED/EL/SWD Performance Points	Exceeding the Bar Points
CCRPI 2012	93.5	58.6	17.6	15	1.8	.5
					2.3	
CCRPI 2013	95.4	58.9	19.1	15	1.9	.5
					2.4	
CCRPI 2014	90.8	58.4	17.1	13	1.3	1
					2.3	



## School Data Component - Elementary

Name of School:	Westmont Elementary School
Street Address:	4558 Oakley Pirkle Rd
City, State Zip Code:	Martinez, GA 30907
GA DOE School Facility Code:	636-0173
Designated School Contact Person:	
Name	Tami Flowers
Title	Principal
Telephone Number	706-863-0992
Fax Number	706
Email Address	tflowers@ccboe.net
Grades Served By School:	K - 5

## School Demographic Trend Data by Subgroup - Elementary

Westmont Elementary	School Year				
	2009-10	2010-11	2011-12	2012-13	2013-14
Student Enrollment	589	582	543	519	504
American Indian	2	1	0	1	2
Asian /Pacific Islander	9	15	9	6	6
Pacific Islander (reported beginning 2012-2013)	1	0	0	0	3
Black	66	67	66	60	56
Hispanic	53	61	44	51	44
Multi-Ethnic	34	32	31	23	27
White	424	406	393	378	366
ESOL: Percent Enrolled	6	6	2	3	3
SPED: Percent Enrolled	12	10	11	12	11
F/R Lunch: Percent Eligible	48	48	58	52	58
Average Student Attendance	96	97	97.1	96.6	96.5



# College and Career Ready Performance Index (CCRPI)

Richard Woods *Georgia's School Superintendent*



«School»	CCRPI Score	Sum of Achievement, Progress, Achievement Gap, and Challenge Points				
		Achievement Points	Progress Points	Achievement Gap Points	Challenge Points	
					ED/EL/SWD Performance Points	Exceeding the Bar Points
CCRPI 2012	85.9	52.7	17.7	9	6	.5
					6.5	
CCRPI 2013	94.2	54.5	19	14	5.7	1
					6.7	
CCRPI 2014	85.5	53.9	15.2	9	5.9	1.5
					7.4	