










P.S. 13Q The Clement C. Moore School Presents... Our Second Annual STEM EXPO



Featuring STEM Challenges by our students and hands-on Science, Technology, Engineering and Math based activities led by our 5th Grade Seniors.

STEM ENGINEERING PROCESS

- 1 ASK**
WHAT IS THE PROBLEM I NEED TO SOLVE??


My friends and I need to design a fast bike to ride to school!
- 2 IMAGINE**
WHAT ARE SOME WAYS TO SOLVE THIS PROBLEM??

- 3 PLAN**
WHAT ARE WE GOING TO DO TO SOLVE THE PROBLEM?

- 4 CREATE**
LET'S BUILD IT!!!

- 5 TEST**
HOW WELL DOES IT WORK??

- 6 IMPROVE**
WHAT CAN WE DO TO MAKE IT BETTER?


Please join us on
March 5th
During our
Student-Led Conferences
12:30 pm-2:30 pm
and
5:00 pm-8:00 pm
First Floor Gym



Kindergarten and 1st grade STEM Home Challenge Due February 28, 2020. Make sure you use the rubric to complete the challenge. You may also use more than one paper plate. Classroom teachers will display all submitted projects, in their classrooms, during Parent Engagement time, Tuesday, March 3rd, at 2:30 pm. Teachers will also use the rubric below to select two projects for the STEM Expo on March 5th, 2020. Thank you all for your cooperation, Mrs. Valdez/Mrs. Caparelli

S.T.E.M. Home Challenge

What can you do with...



a paper plate?

To participate in this home challenge, you will need to create something (anything) using one paper plate (any size or brand)! You can use any additional materials in your creation! The only rule is to BE CREATIVE!

We will display all of the creations!

Home Challenge Rubric

How will your project rate?	Functionality of the Project	S.T.E.M. Connection to the Project	Creativity of the Project	Use of the Specific Item in the Challenge
Level #4 STEMtastic!	Your project is successfully designed and constructed to perform a specific function or task.	You connected ALL four parts of STEM in some way to your project!	Your project is highly creative and does not look like any of the other projects that were submitted.	You used the specific item listed for this challenge as the focal point of your project.
Level #3 STEMazing!	Your project is designed to perform a specific function or task, but does not actually work.	You connected any three parts of STEM in some way to your project!	Your project is very creative and resembles only a few of the other projects that were submitted.	You used the specific item for this challenge as a large part, but not the focal point.
Level #2 STEMprogress!	Your project is not actually designed to perform a specific function or task, but is well constructed.	You connected any two parts of STEM in some way to your project!	Your project shows some creativity, but looks like many of the other projects that were submitted.	You used the specific item for this challenge as part of the project, but other items are the focus.
Level #1 STEMworking on it!	Your project is not actually designed to perform a specific function or task and is not well constructed.	You connected any one part of STEM in some way to your project!	Your project shows little creativity, and looks as if not much time or effort were spent on creating it.	You used the specific item for this challenge as a small part of the project and other items as the focus.