

PowerSchool Parent Account

Visit: ps.zcs.k12.in.us/public/

PowerSchool

Parent Sign In

Sign In Create Account

Username

Password

[Forgot Username or Password?](#)

Sign In

Student Sign In

Students - Click the button to sign in. You will be redirected to the Student sign in page.

Student Sign In

*****Please note the updated login screen*****

- To login as your **Student**, click [Student Sign In](#) button at the bottom. On next screen, enter *fn-ln* (e.g., *john-doe*) as username and *lunch pin* as password.
- To login as a **Parent**, enter your personal parent account credentials at the top. This is not the same as registration or InfoSnap login.
- [Click here for help](#)

PowerSchool will be down from 6/24 through early August.

If you have **only one student attending ZCS**, it is probably easiest to just use the student sign in at the **BOTTOM** of the screen. Click the “**Student Sign In**” button and on the next screen:

- Enter student’s username: *usually* firstname-lastname (e.g., john-doe)
- Enter student’s password: their lunch pin (usually 4 digits).

OR

If you have **multiple students attending ZCS** you may want to create a parent account by following the instructions on pages 2-3. Parent accounts allow parents to view all their students with one account. If you already have a parent account, enter that username and password at the **TOP** of the screen.

- If you happen to **forget** your username or password, use the “Forgot Username or Password?” link to recover account sign in information.
- Please note that the PowerSchool parent account is different from the InfoSnap parent account.

Note that pages 4-8 cover various features of the Student/Parent Accounts.

Introduction

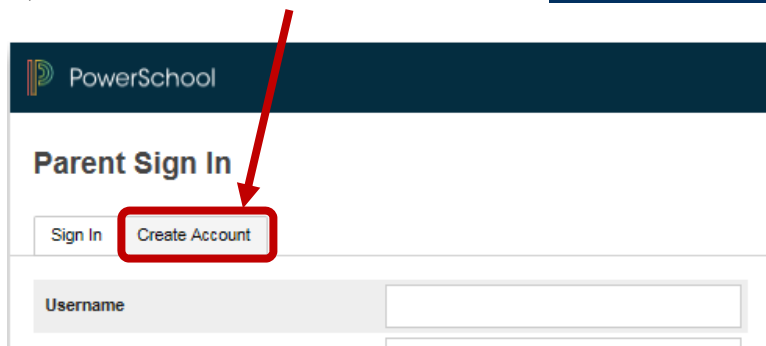
PowerSchool's parent account is a tool integrated into the PowerSchool Student Information System (SIS) specifically developed for parents. By creating a parent account, you can have:

- **access to multiple students with one login**
- **a personalized account for each parent and guardian.**

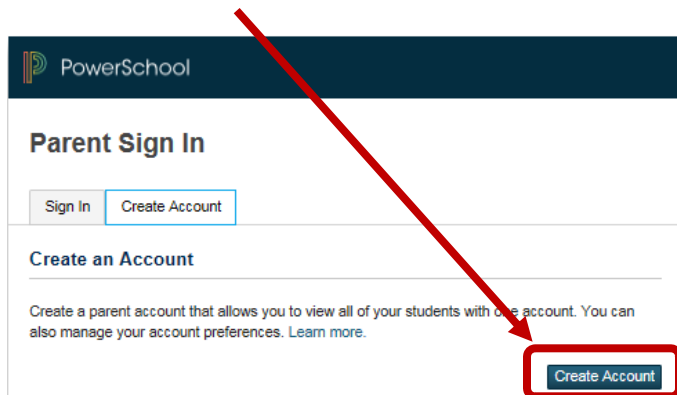
Let's Get Started

To get started, you must create your PowerSchool account and attach students.

First, click the Create Account tab on the ps.zcs.k12.in.us/public/ screen



Then, hit Create Account again.



For purposes of creating your PowerSchool Parent Account it is important to note that when it asks for your student's

- **Access ID** - you will need to enter their **password** (or lunch PIN).
- **Access Password** – you will need to enter their **login** (e.g., firstname-lastname) **in lower case.**
- **Relationship** – should be your relationship to the student (e.g., father or mother)

(We understand that the access id/password is opposite what you would expect, but the student logins could not be used as the parent access ID's.)

PROCESS STEPS

Launch a web browser (Internet Explorer, Chrome, Safari, or FireFox) and go to PowerSchool Parent Portal URL:

- ps.zcs.k12.in.us/public/
(NO www at the beginning)

If this is your first time to this screen you must click

Create Account

to setup your account and get started.

If you have already created an account enter your user name and password and click

Sign In

Creating an account requires 2 steps: creating the actual account and linking student to the account.

Create Account

Enter the following:

- First Name
- Last Name
- Unique Email account
- Unique login name
- Password

Link Students

You must know the students lunch PIN and loginid to link them. Enter the following to make the link:

- Student's name
- Lunch Pin in the Access ID field
- Loginid in the Access Password field (in lower case)
- Your relationship to the student

Once all information is entered click on

enter

SCREEN SHOTS

PowerSchool

Parent Sign In

Username

Password

[Having trouble signing in?](#)

Sign In

Create an Account

Create a parent account that allows you to view all of your students with one account. You can also manage your account preferences. [Learn more.](#)

Create Account

Copyright© 2005 - 2013 Pearson Education, Inc., or its affiliate(s). All rights reserved.



Create Parent Account

First Name	Mom
Last Name	Sandbox
Email	zcsstech@zcs.k12.in.us
Desired Username	zcsstech
Password	*****
Re-enter Password	*****

Password must:
•Be at least 6 characters long

Link Students to Account

Enter the Access ID, Access Password, and Relationship for each student you wish to add to your Parent Account

Student Name	Access ID	Access Password	Relationship
1. Sammy Sandbox	9940	*****	Mother
2. Susie Sandbox	1414	*****	Mother
3.			-- Choose --
4.			-- Choose --
5.			-- Choose --
6.			-- Choose --
7.			-- Choose --

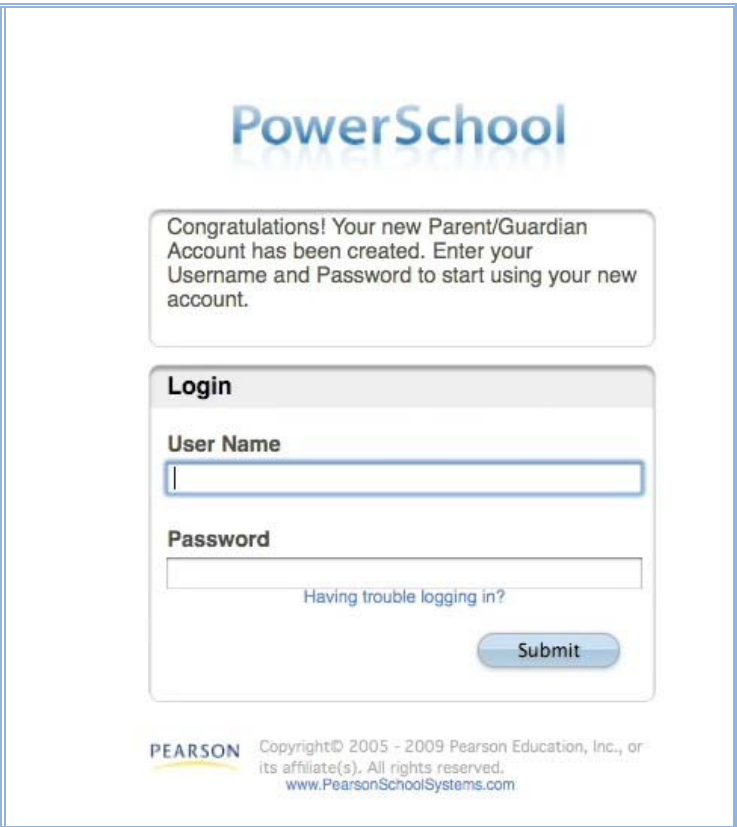
Access ID is the student's lunch PIN

Access Password is the student's login
(e.g., sammy-sandbox, susie-sandbox)

Relationship is how the parent is related to the student

Enter

When your account is successfully created you will see this page. Use the user name and password you entered in the previous step to login to the parent account.




Navigation Bar

The navigation bar appears at the top of the PowerSchool start page, and is common to every page in the application.

PowerSchool Logo - Click to return to the start page

Sign Out - Click to log out of PowerSchool.



Student - Select between students by clicking on name

Printer Icon

In the navigation bar is a printer icon.

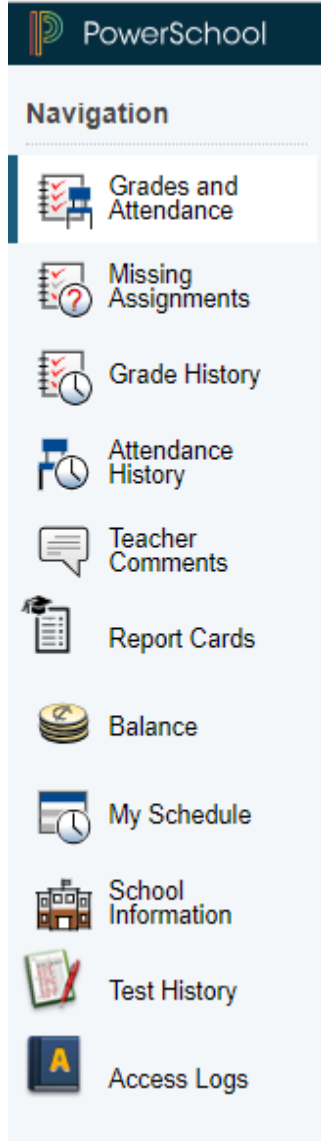


Click this icon to print the current page for your records.

Work with the Main Menu

*Read this section to understand the basics of working with the main menu.

FIELD



DESCRIPTION

Grades and Attendance - Click to view student grades and attendance for the current term.
Missing Assignments - Click to view assignments not turned in.
Grade History - Click to view student grades for the previous term.
Attendance History - Click to view attendance history for the current term.
Teacher Comments - Click to view any teacher comments.
Report Cards - Click this to view Elementary schools and Middle School student report cards.
Balance - Use this icon to view an online version of your textbook rental statement and balance.
My Schedule - Use this to view your student's schedule. This is visible in a matrix view that shows only current term or a list view that shows all terms. Also, if you click on the Weekly Schedule tab, you can view the schedule with times.
School Information - Click to view your school contact information such as address and phone.
Test History - Use this to view your student's ex. IREAD, ISTEP/ISTAR, NWEA, ECA, ACT, SAT, and AP test scores.
Access Logs - Use this to review all parent and student access to this student's PowerSchool information.

Grades and Attendance

Use this page to view the grades and attendance for the student in the current term. The legend at the bottom of the page displays the attendance codes and their meanings.

Note that at ZCS the grades are only available at ZCHS.

To send an email to the teacher, click the name of the teacher. **To use this function, your web browser must be properly configured.**

Snap-shot of last 2 weeks attendance

To view information for dropped classes, click **Show dropped classes also**

Grades and Attendance

Exp	Last Week							This Week							Course	S1	Absences	Tardies
	M	T	W	H	F	S	S	M	T	W	H	F	S	S				
1(A)		A	A					SR	SR						Criminal Justice Baldwin, D	B+ 89	3	2
Attendance Totals																	3	2

Current weighted GPA (S1):
[Show dropped classes also](#)

Legend
Attendance Codes: A=Absent | E=Entered | SR=School Related | T=Tardy |
Citizenship Codes: H=Honorable | S=Satisfactory | N=Needs to improve | U=Unsatisfactory |

To view grade detail, click a grade in the term column. The **Class Score Detail** page appears.

To view attendance dates click on the Absences or Tardies number.

Class Score Detail					
Course	Teacher	Expression	Final Grade ¹		
Criminal Justice	Baldwin, D	1(A)	B+	89%	
<small>Teacher Comments: Meets lab/classroom work experiences.</small>					
Section Description:					
Due Date	Category	Assignment	Score	%	Grd
06/24/2008	WB	WBWK6	100/100	100	A
06/24/2008	WB	WBWK7	80/100	80	B-
06/24/2008	WB	WBWK8	100/100	100	A
06/24/2008	WB	WBWK3	80/100	80	D-
06/27/2008	PROJ	Assign 1	80/100	80	B-
06/27/2008	ATT	ATTWK1	100/100	100	A
06/27/2008	WB	WBWK1	100/100	100	A

¹ - Score is exempt from final grade. * - Assignment is not included in final grade.
² - This final grade may include assignments that are not yet published by the teacher. It may also be a result of special weighting used by the teacher.

Dates of Attendance

Dates of all absences for Criminal Justice Exp. 1(A) (3333.1) for Sum 07:

- 1(A) - Wednesday, June 25, 2008 - A
- 1(A) - Tuesday, July 22, 2008 - A
- 1(A) - Wednesday, July 23, 2008 - A

Dates of Attendance

Dates of all tardies for Criminal Justice Exp. 1(A) (3333.1) for Sum 07:

- 1(A) - Monday, July 7, 2008 - T
- 1(A) - Thursday, July 10, 2008 - T

Grade History

Use this page to view quarter and semester grades for the student for a selected term. As with the Grades and Attendance screen, clicking the grade in the % column will open the Class Score Detail Page.

Grade History

2009-2010	2010-2011	2011-2012	2012-2013	2013-2014	2014-2015
Course Name					
Phys Ed II Male (S)					
			S3		
Grade	%	Cit	Hrs		
A	0		1		

Attendance History

Use this page to view attendance records for the student in the current term. The legend at the bottom of the page displays the attendance codes and their meanings.

Meeting Attendance History

Course	Expression	6/23-6/29					6/30-7/6					7/7-7/13					7/14-7/20					7/21-7/27					7/28-8/3					8/4-8/10																					
		M	T	W	H	F	S	S	M	T	W	H	F	S	S	M	T	W	H	F	S	S	M	T	W	H	F	S	S	M	T	W	H	F	S	S	M	T	W	H	F	S	S										
Criminal Justice Baldwin, D E: 6/22/08 L: 8/9/08	1(A)		A		-	-							-	-	T		T								-	-		A	A						SR	SR			-	-						-	-						

Legend

Attendance Codes: A=Absent | E=Entered | SR=School Related | T=Tardy |

Teacher Comments

Use this page to view any comments that teachers entered regarding items such as the student's achievement or behavior.

Teacher Comments*

Exp.	Course	Teacher	Comment
1(A)	Criminal Justice	Baldwin, D	Meets lab/classroom work experiences. Please note that the Current Grade and Current % are subject to change when assignments are turned in by the end of the Quarter. The final Semester grade is made up of three components: First Quarter grade (45%), Second Quarter grade (45%), and our Final Evaluation (10%).

* Additional teacher comments may be found on the 'Grades and Attendance' and 'Grades History' pages. Find comments there by clicking on the reporting period score for the appropriate class.

Print Page 

Report Cards

Use this page to view any report cards. *Note that at ZCS report cards are only available at the elementary and MS levels.*

No Current Report Cards Available At This Time

Archived Report Cards

ZMS SBRC Report Card 18-19 S2	06/04/2019
ZMS SBRC Report Card 18-19 S1	01/11/2019
ZMS SBRC Report Card 17-18 S2	06/01/2018
ZMS SBRC Report Card 17-18 S1	01/12/2018

Balance

Use this page to view your child's fees and balance due.

Available Funds in Fee Account: \$0.00

Fee	Date Assessed	Notes	Course	Amount	Discount	Paid	Balance Due
Consumables	09/21/2018	Consumables	Language Arts 7 18-19	\$31.01	\$0.00	\$31.01	\$0.00
Consumables	09/21/2018	Consumables	PreAlgebra 7 18-19	\$13.16	\$0.00	\$13.16	\$0.00
Consumables	09/21/2018	Consumables	Project Lead the Way 7 S1	\$15.56	\$0.00	\$15.56	\$0.00
Consumables	09/21/2018	Consumables	Spanish I 18-19	\$12.00	\$0.00	\$12.00	\$0.00
Consumables	09/21/2018	Consumables	Science 7 18-19	\$17.47	\$0.00	\$17.47	\$0.00
Consumables	09/21/2018	Consumables	Social Studies 7 18-19	\$24.49	\$0.00	\$24.49	\$0.00
Consumables	09/21/2018	Consumables	PE-Health 7 S2	\$24.65	\$0.00	\$24.65	\$0.00
Consumables	09/21/2018	Consumables	Band 7 18-19	\$0.00	\$0.00	\$0.00	\$0.00
Student Handbook	09/21/2018	Student Handbook		\$4.18	\$0.00	\$4.18	\$0.00
Textbook Rental	09/21/2018	Textbook Rental	Social Studies 7 18-19	\$6.33	\$0.00	\$6.33	\$0.00
Textbook Rental	09/21/2018	Textbook Rental	PE-Health 7 S2	\$9.22	\$0.00	\$9.22	\$0.00
Textbook Rental	09/21/2018	Textbook Rental	Spanish I 18-19	\$38.41	\$0.00	\$38.41	\$0.00
Textbook Rental	09/21/2018	Textbook Rental	Language Arts 7 18-19	\$5.01	\$0.00	\$5.01	\$0.00
Totals:				\$201.49	\$0.00	\$201.49	\$0.00

Account Preferences

Use this page to change account login information and add/delete student associations. To add additional students to this account you will need to know the students access ID.

Profile Students

Account Preferences - Profile

If you want to change the name, e-mail address, user name or password associated with your Parent/Guardian account, you may do so below. Please click Save to save your changes to your user name, or password.

First Name:	Dori
Last Name:	Baldwin
Email:	doribaldwin@kentisd.or
User Name:	topside ✓
Current Password:	***** ✓

Cancel Save

Quit PowerSchool

When finished working in PowerSchool, it is important to log out of the application. You can log out of PowerSchool from any page in the application.

To log out, click [Sign Out](#) in the upper right corner of the screen.

NOTE: If you are not actively working in PowerSchool, your session may timeout. If so, you need to log in again.