


# Tripod

Actionable Student  
Feedback Promoting  
Excellence in Teaching  
and Learning



# School Report

Prepared for

**Scott S Tamura**

Waimea Elem

Hawaii Department of Education Tripod Survey 2016-17

Fall 2016

# School report

*Information within this report should be considered confidential.*

School: **Waimea Elem**

---

Survey level: **Upper Elementary**

---

Students participated: **230**

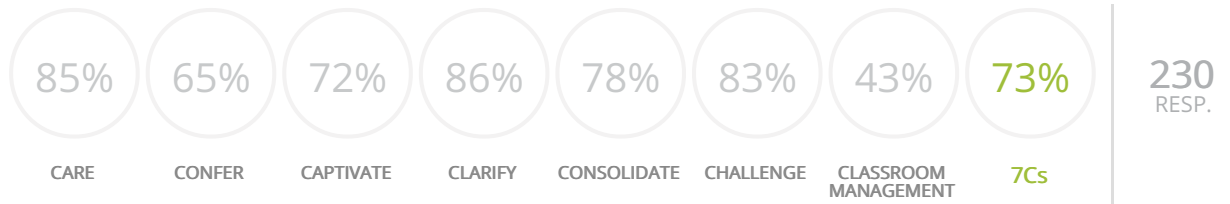
---

Type: **Tripod V18, Favorability**

---

For additional information, please visit [tripoded.com](https://www.tripoded.com). Please email [help@tripoded.com](mailto:help@tripoded.com) with any questions or comments.

## School summary



	CARE	CONFER	CAPTIVATE	CLARIFY	CONSOLIDATE	CHALLENGE	CLASSROOM MANAGEMENT	7Cs	
Teacher 6514	97%	74%	78%	98%	89%	88%	71%	85%	25
Teacher 6523	94%	70%	75%	94%	91%	97%	45%	81%	23
Teacher 6524	84%	78%	75%	90%	83%	83%	40%	76%	17
Teacher 6521	94%	85%	66%	84%	79%	73%	54%	76%	18
Teacher 6522	94%	59%	74%	91%	82%	91%	32%	75%	23
Teacher 6520	91%	53%	85%	87%	80%	82%	43%	75%	18
Teacher 6517	90%	69%	81%	83%	74%	81%	46%	75%	21
Teacher 6515	82%	70%	83%	89%	75%	90%	35%	75%	20
Teacher 6516	81%	52%	81%	91%	75%	77%	62%	74%	23
Teacher 6519	78%	42%	70%	73%	78%	75%	32%	64%	18
Teacher 6518	53%	60%	29%	65%	56%	71%	16%	50%	24

# Item Response Detail\*

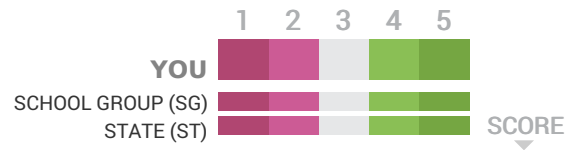
Survey Period: **Fall 2016**

Level: **Upper Elementary**

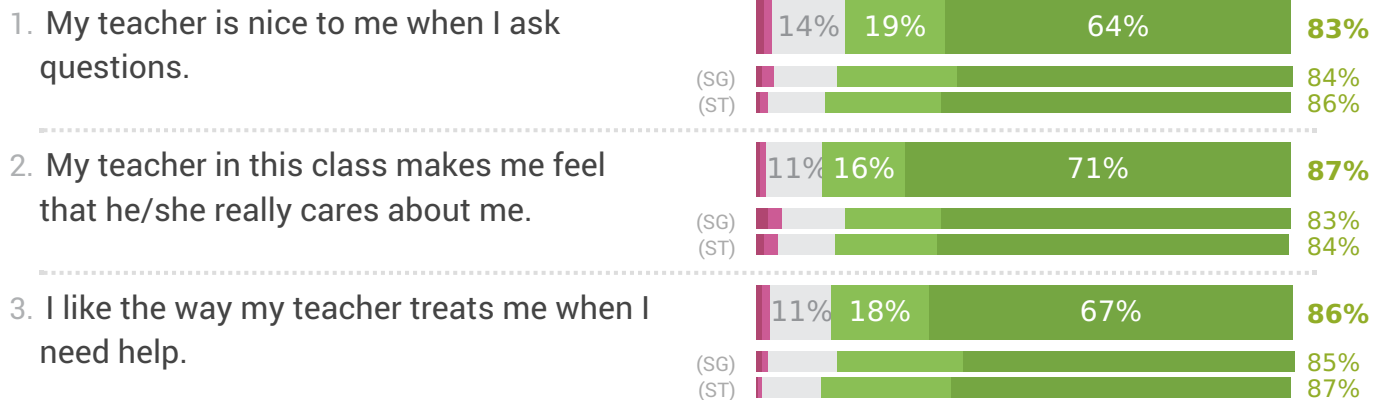
Responses: **230**

## Tripod's 7Cs™ Components of Effective Teaching

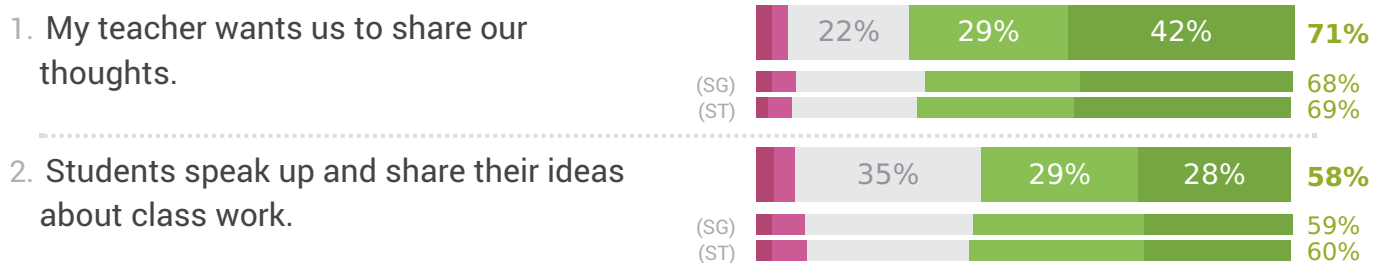
UNFAVORABLE — FAVORABLE



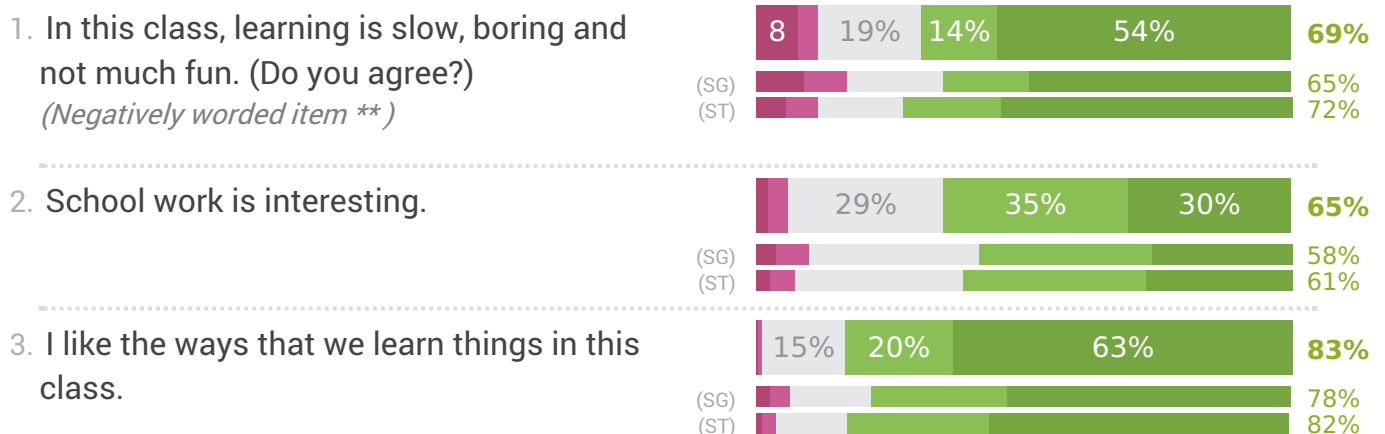
### Care



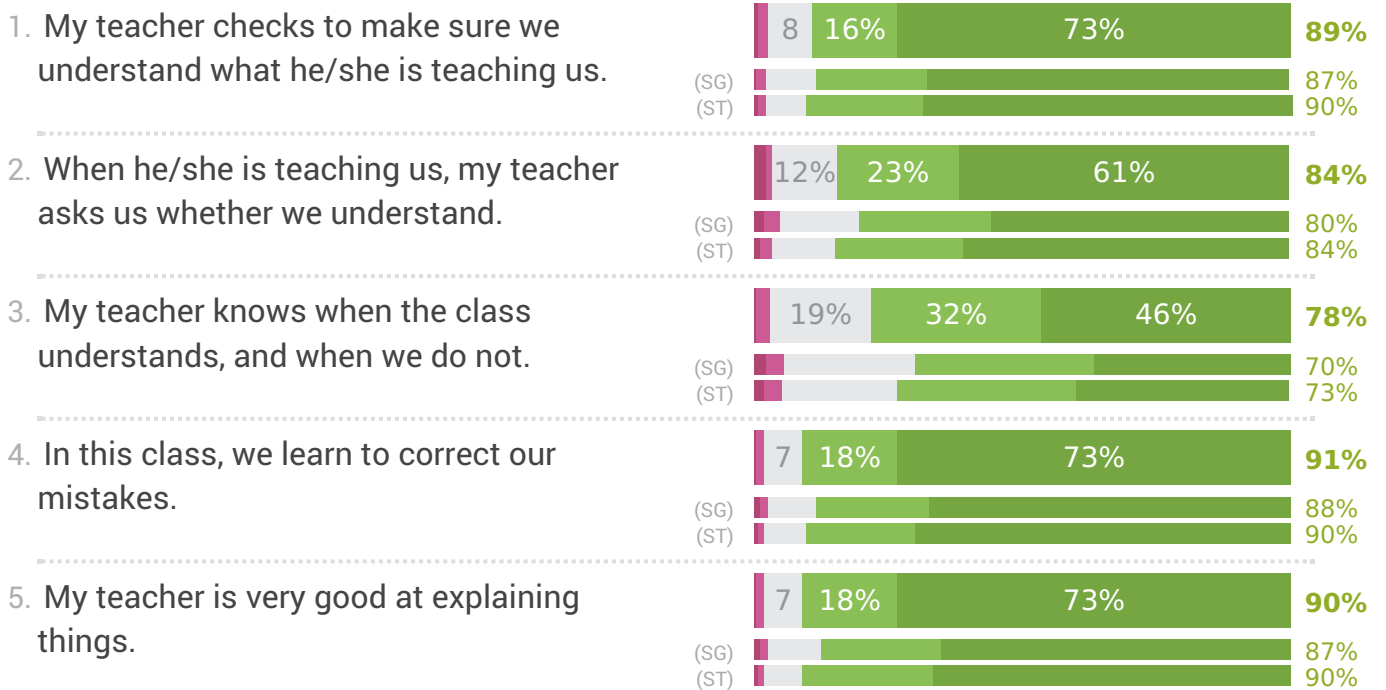
### Confer



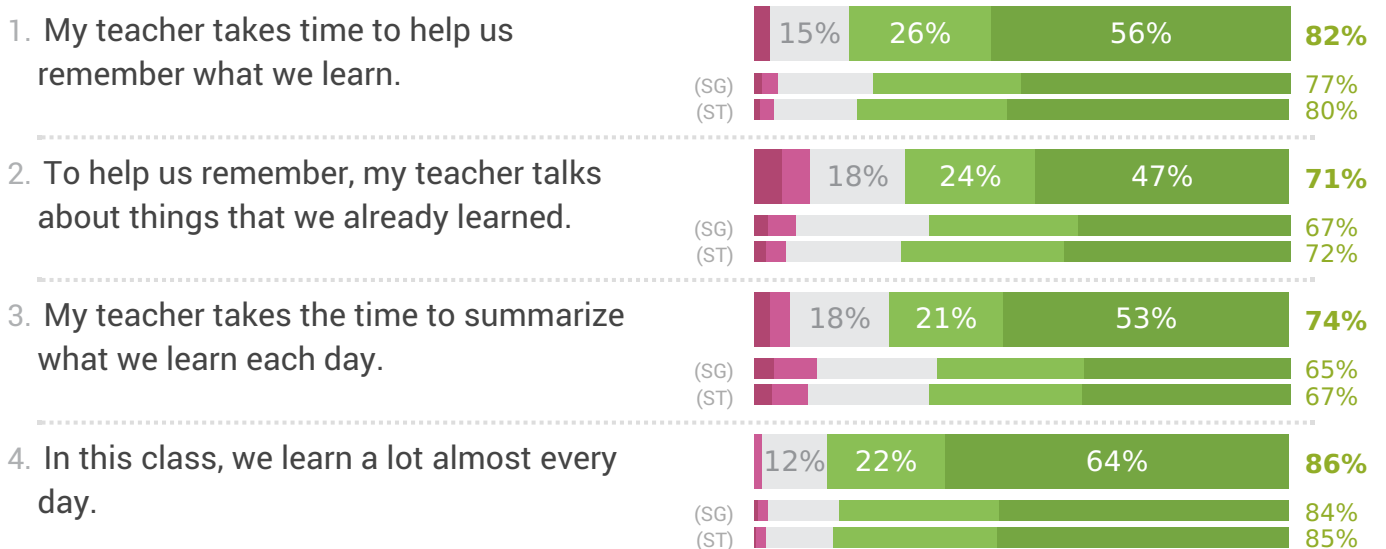
### Captivate



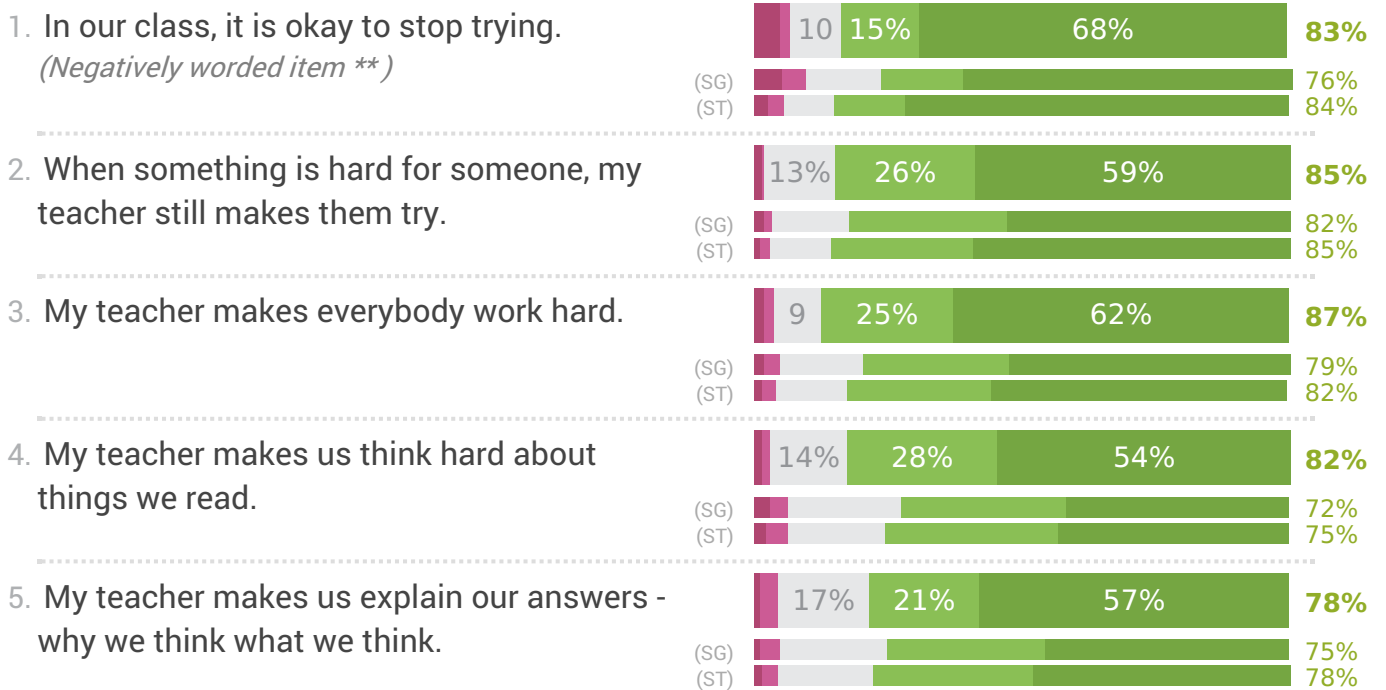
## Clarify



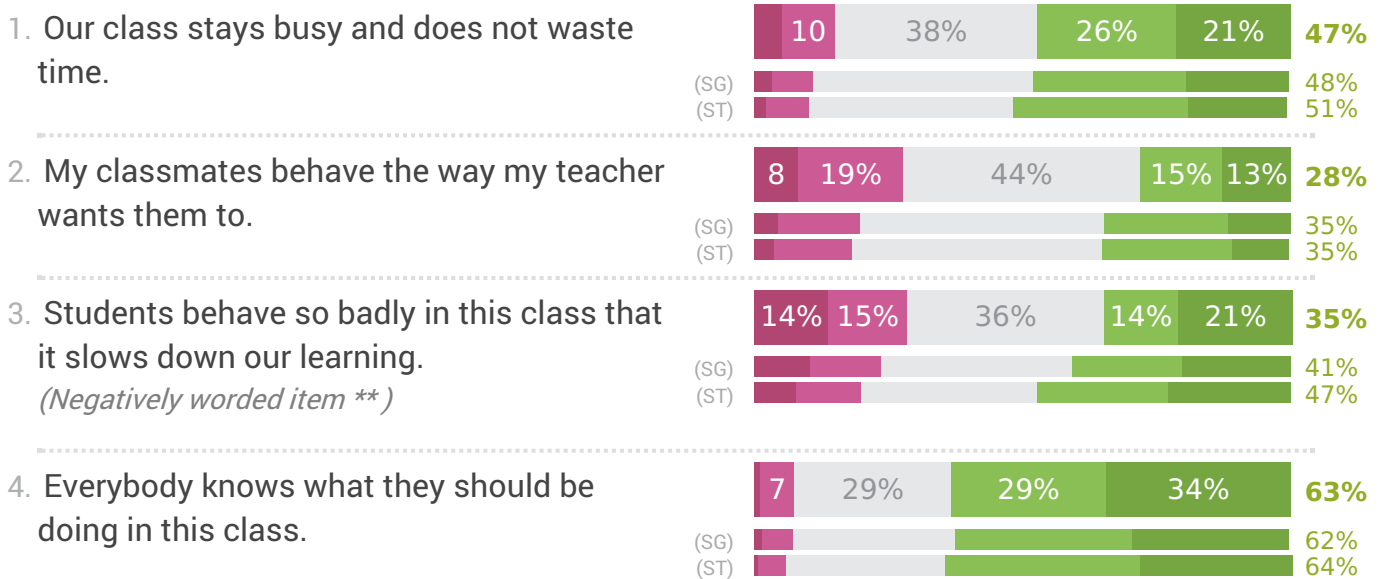
## Consolidate



## Challenge



## Class Mgmt



Totals may not sum due to rounding.

\* Remember that there are multiple items on the survey that are used to determine results. Here are details about the responses for each item.

\*\* For negatively worded items, disagreement is the desired response. More green indicates that more students disagreed with this statement. Whether a survey item is worded positively or negatively, more green is always better.

\*\*\* Reporting thresholds not met.

# Item Response Detail\*

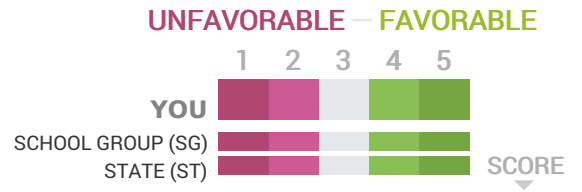
Survey Period: **Fall 2016**

Level: **Upper Elementary**

Responses: **230**

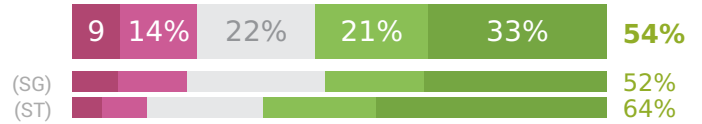
## Peer Support

### Peer Support



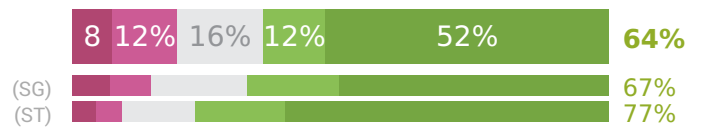
1. Some classmates tease kids who make mistakes.

*(Negatively worded item \*\*)*



2. Some classmates tease kids for being smart in school.

*(Negatively worded item \*\*)*



Totals may not sum due to rounding.

\* Remember that there are multiple items on the survey that are used to determine results. Here are details about the responses for each item.

\*\* For negatively worded items, disagreement is the desired response. More green indicates that more students disagreed with this statement. Whether a survey item is worded positively or negatively, more green is always better.

\*\*\* Reporting thresholds not met.