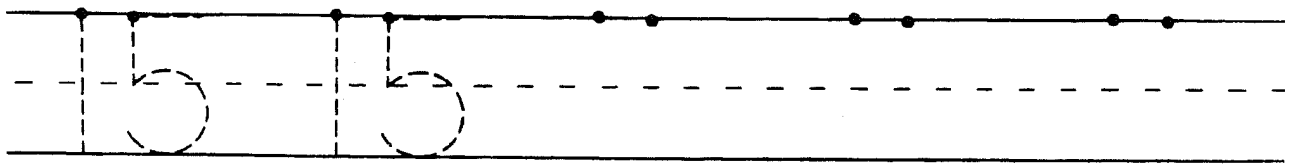
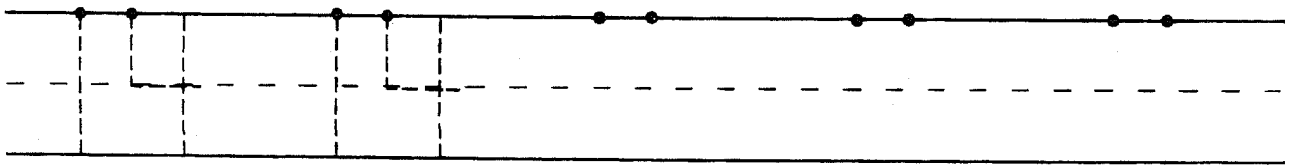
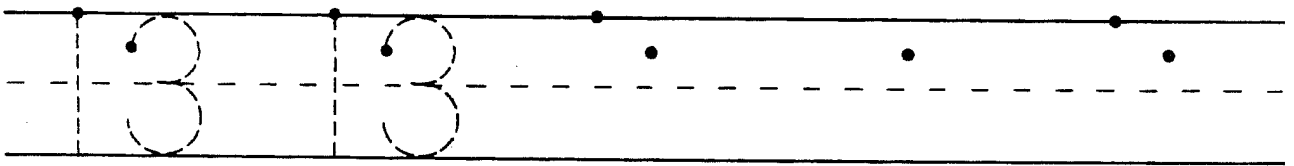
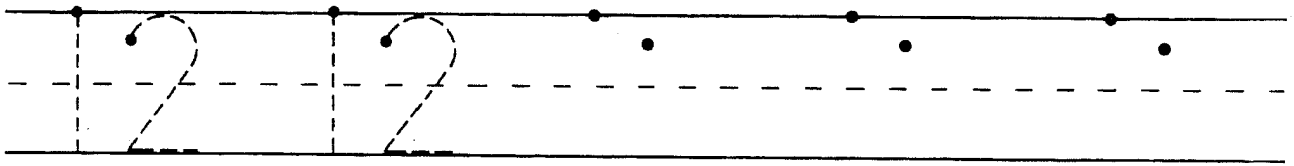
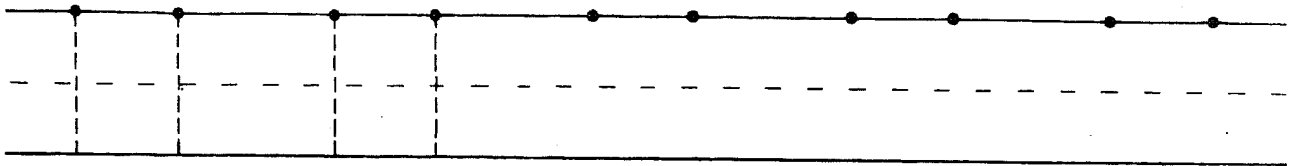
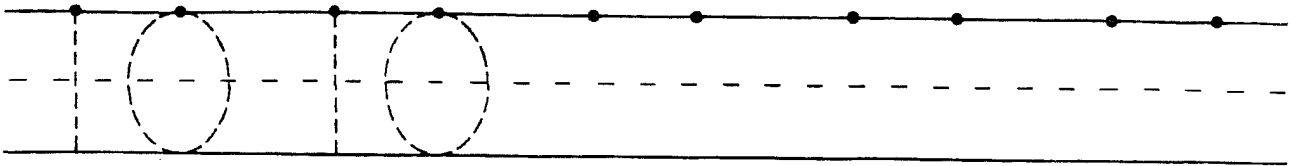


Name \_\_\_\_\_

K B-1

ce 12

Writing Numerals

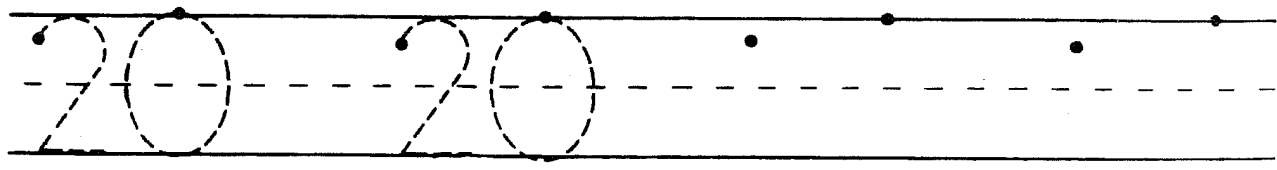
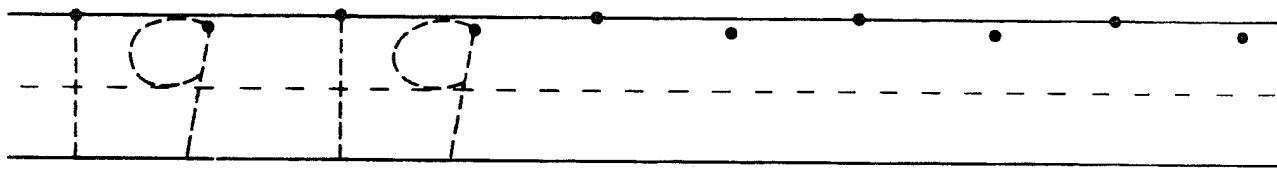
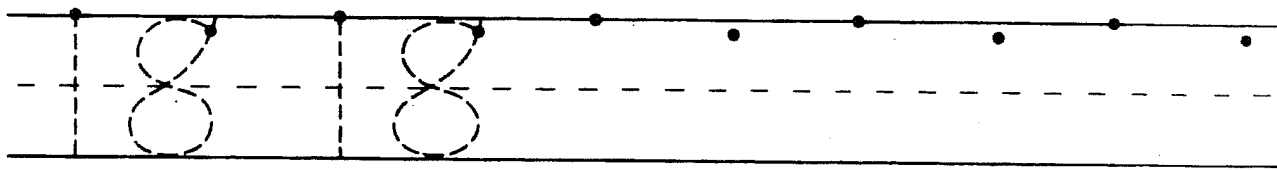
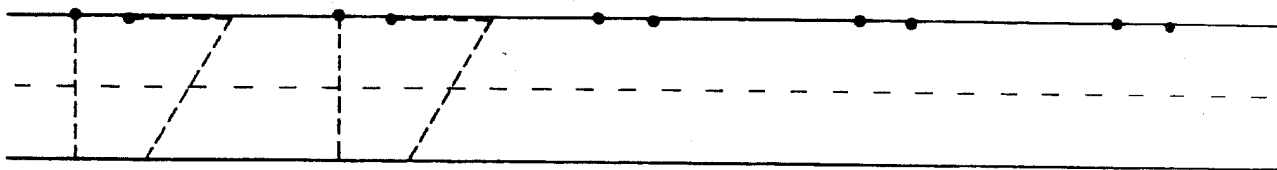
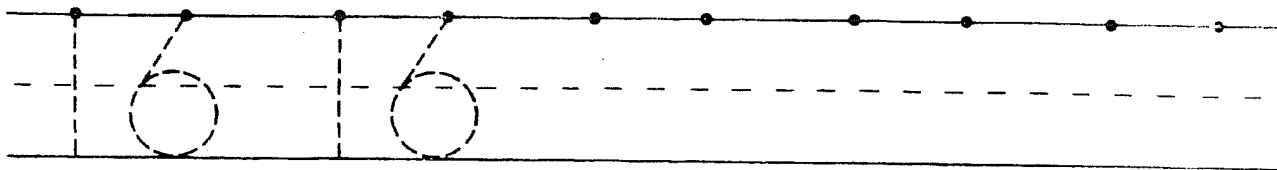
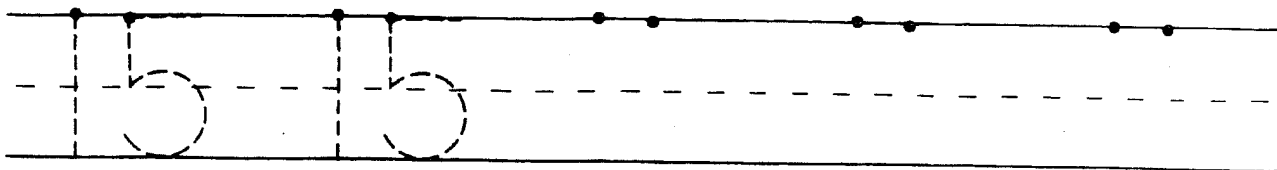


Copyright © Houghton Mifflin Company. All rights reserved.

Name \_\_\_\_\_

K B-2

Writing Numerals



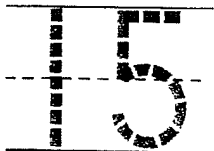
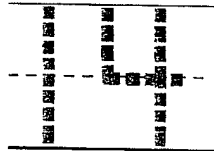

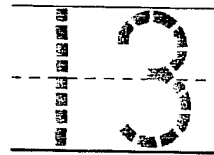
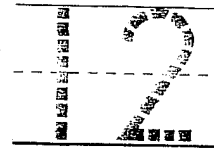
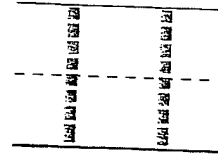
Copyright © Houghton Mifflin Company. All rights reserved.

Name \_\_\_\_\_

Writing Number  
11 through 15

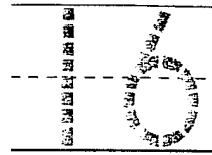
K B-3

Ring each group of 10.  
How many flowers?



Copyright © Houghton Mifflin Company. All rights reserved.

Ring each group of 10.  
How many flowers?



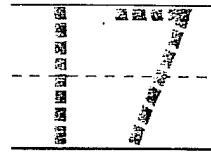


---



---



---



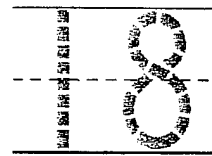

---



---



---



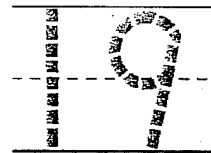

---



---



---





---



---



---




---



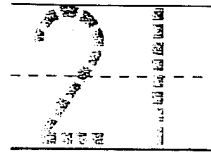

---



---

Name \_\_\_\_\_



Ring each group of 10.  
How many flowers?



\_\_\_\_\_

-----


\_\_\_\_\_



\_\_\_\_\_

-----

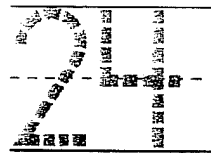
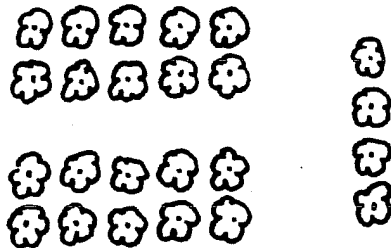
\_\_\_\_\_



\_\_\_\_\_

-----

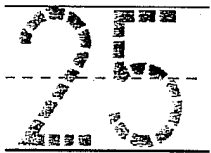

\_\_\_\_\_



\_\_\_\_\_

-----


\_\_\_\_\_



\_\_\_\_\_

-----

\_\_\_\_\_





\_\_\_\_\_

-----

\_\_\_\_\_

Ring each group of 10.  
How many flowers?

1





\_\_\_\_\_

-----

\_\_\_\_\_

2




\_\_\_\_\_

-----

\_\_\_\_\_

3

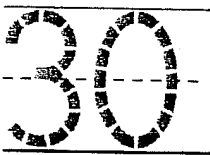



\_\_\_\_\_

-----

\_\_\_\_\_

4



\_\_\_\_\_

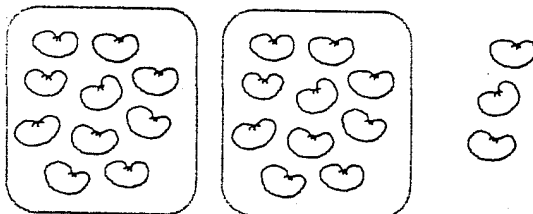
-----

\_\_\_\_\_



**Quick Check**

How many? Write the number.

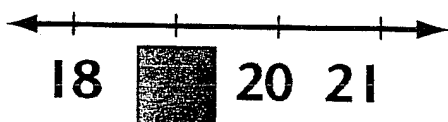


\_\_\_\_\_

-----

\_\_\_\_\_


Write which number is missing.



\_\_\_\_\_

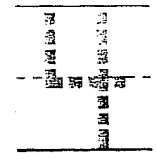
-----

\_\_\_\_\_




2 and 2 is 4.  
2 plus 2 equals 4.


2 + 2 =




How many in all?




1 + 1 = \_\_\_\_\_



4 + 0 = \_\_\_\_\_



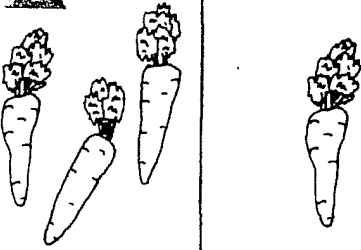
1 + 3 = \_\_\_\_\_



0 + 1 = \_\_\_\_\_

Copyright © Houghton Mifflin Company. All rights reserved.


How many in all?




$$3 + 1 = \underline{\hspace{2cm}}$$



$$1 + 0 = \underline{\hspace{2cm}}$$



$$2 + 2 = \underline{\hspace{2cm}}$$




$$2 + 1 = \underline{\hspace{2cm}}$$



**Quick Check**

How many in all?




$$3 + 4 = \underline{\hspace{2cm}}$$






$$2 + 0 = \underline{\hspace{2cm}}$$




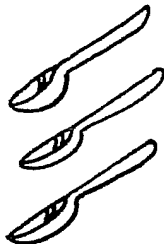



$$5 + 2 = 7$$



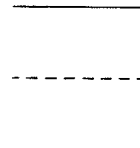
How many in all?

  = 




$$4 + 1 = 5$$

  = 



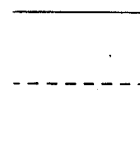
$$3 + 3 = 6$$

  = 




$$2 + 4 = 6$$

  = 

$$6 + 1 = 7$$


  = 

$$2 + 5 = 7$$

  = 

$$3 + 2 = 5$$


How many in all?



$$5 + 1 = 6$$



$$4 + 3 = \underline{\hspace{2cm}}$$



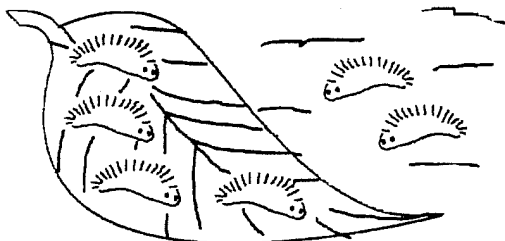
$$1 + 5 = \underline{\hspace{2cm}}$$



$$1 + 4 = \underline{\hspace{2cm}}$$

★ Test Prep

Mark the space under the number that tells how many in all.




$$4 + 2 = \square$$


4  
○

5  
○


6  
○



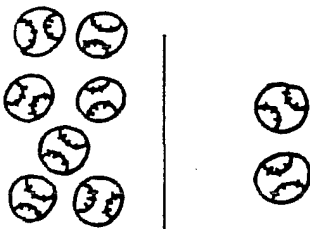
How many in all?




$$4 + 4 = 8$$




$$3 + 4 = \underline{\hspace{2cm}}$$



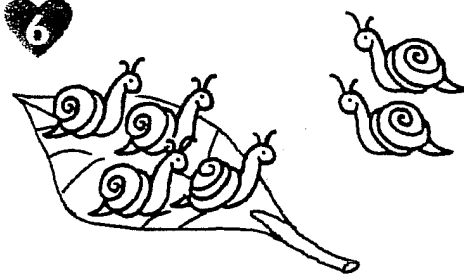
$$7 + 2 = \underline{\hspace{2cm}}$$



$$1 + 7 = \underline{\hspace{2cm}}$$



$$9 + 1 = \underline{\hspace{2cm}}$$




$$4 + 2 = \underline{\hspace{2cm}}$$

Copyright © Houghton Mifflin Company. All rights reserved.


How many in all?

1



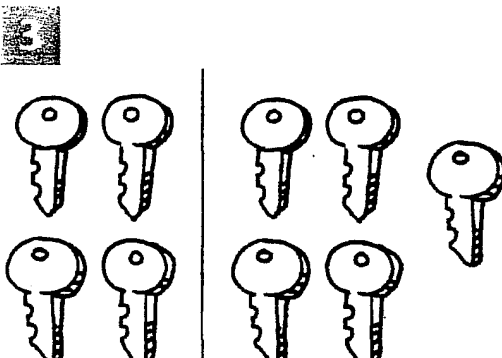
7 + 3 =

2



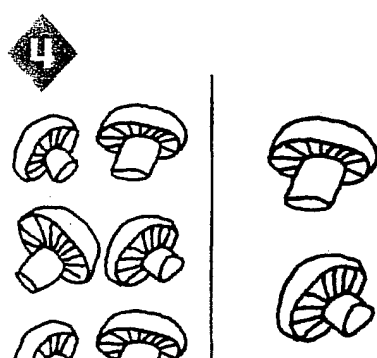
1 + 8 =

3



4 + 5 =

4

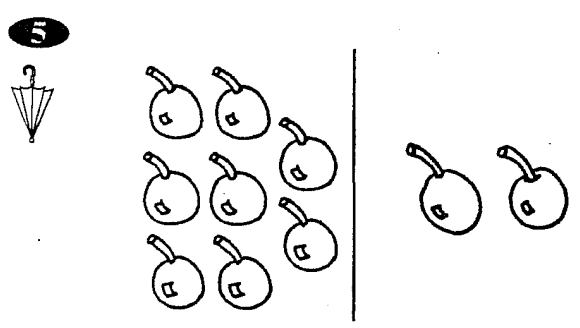


6 + 2 =

★ Test Prep

Mark the space under the number that tells how many in all.

5




8 + 2 =

8      9      10


○      ○      ○

Name \_\_\_\_\_

How many in all?



3




2

+


=

\_\_\_\_\_



\_\_\_\_\_


+



\_\_\_\_\_

=

\_\_\_\_\_



\_\_\_\_\_

+

\_\_\_\_\_

=

\_\_\_\_\_



\_\_\_\_\_

+




\_\_\_\_\_

=

\_\_\_\_\_

Copyright © Houghton Mifflin Company. All rights reserved.

How many in all?



$$3 + 4 = \underline{\quad}$$



$$\underline{\quad} + \underline{\quad} = \underline{\quad}$$

**Problem Solving Reasoning**

Tell how exercises 1 and 2 are alike.



**Quick Check**

Complete.

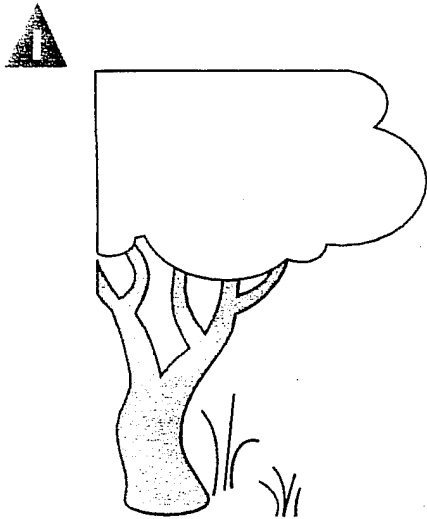


$$4 + 4 = \underline{\quad}$$



$$\underline{\quad} + \underline{\quad} = \underline{\quad}$$

**Listen to the story. Act it out with counters. Write the sum. (6A)**  
 There were 4 lions resting under a tree. Two lions came to join them.  
 Now how many lions are under the tree?



\_\_\_\_\_

-----

\_\_\_\_\_

**Write how many in all. (6B)**

2




\_\_\_\_\_

-----

\_\_\_\_\_

$3 + 2 = \underline{\quad}$

3



\_\_\_\_\_



-----

\_\_\_\_\_

$5 + 1 = \underline{\quad}$

**Complete the number sentence. (6B)**

4

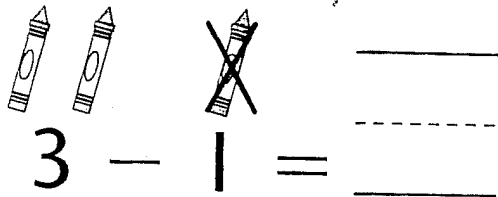


\_\_\_\_\_ + \_\_\_\_\_ = \_\_\_\_\_

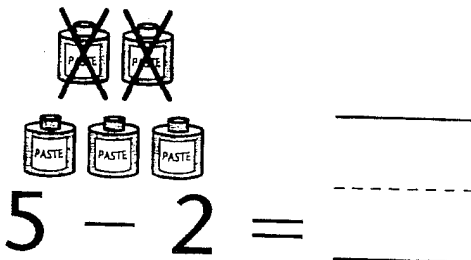
-----

\_\_\_\_\_

Write how many are left. (6C, 6D)



$$3 - 1 = \underline{\quad}$$



$$5 - 2 = \underline{\quad}$$



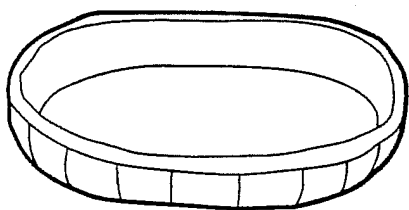
$$4 - 1 = \underline{\quad}$$

**Problem Solving**  
Reasoning

Listen to the story. Act it out with counters. Write how many are left. (6E)



Four dogs are sleeping in the dog bed. Two dogs wake up and run to play. How many dogs are left in the bed?



\_\_\_\_\_

\_\_\_\_\_

\_\_\_\_\_ dogs




Listen to the story. Act it out with counters.

Write the sum. (6A)

There were 6 hippos in the river.


One more hippo jumped into the river.

How many hippos are in the river?



Write how many in all. (6B)

2




\_\_\_\_\_

-----

\_\_\_\_\_

1 + 4 = \_\_\_\_\_

3



\_\_\_\_\_


-----

\_\_\_\_\_

5 + 5 = \_\_\_\_\_

Complete the number sentence. (6B)

4



\_\_\_\_\_

-----

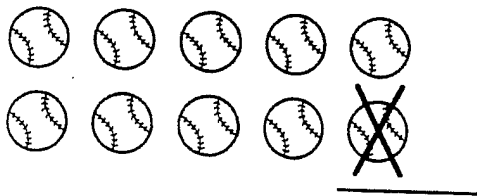
\_\_\_\_\_

\_\_\_\_\_ + \_\_\_\_\_ = \_\_\_\_\_

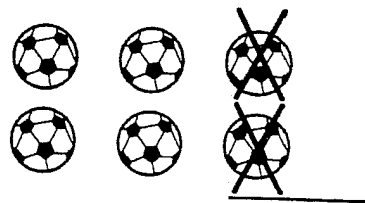
-----

-----

Write how many are left. (6C, 6D)



$$10 - 1 = \underline{\quad}$$



$$6 - 2 = \underline{\quad}$$



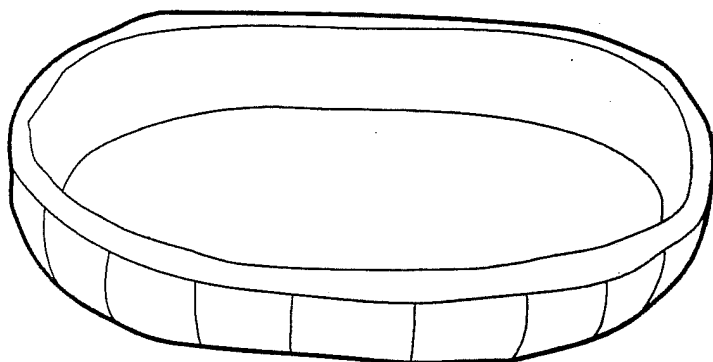
$$5 - 4 = \underline{\quad}$$

**Problem Solving**  
Reasoning

Listen to the story. Act it out with counters.  
Write how many are left. (6E)



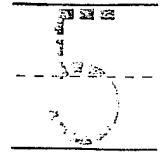


Four cats are playing in the basket.  
One cat jumps out of the basket.  
How many cats are left in the basket?



\_\_\_\_\_ cats

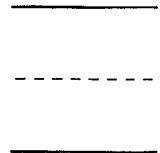


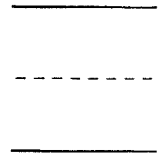


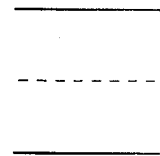

Name \_\_\_\_\_

Addition Picture Stories

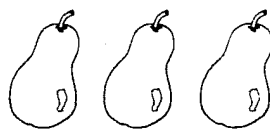


Three squirrels are sitting in a row.  
Two more come. How many squirrels are there in all?

Look at the pictures.  
How many in all?



**Extra Support** Have children use counters to act out oral addition problem situations. For the last problem, have them draw to show the counters and then write how many in all.




1

+

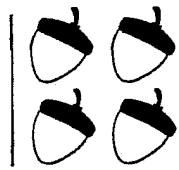
3

=



One pear and three pears is four pears.  
1 plus 3 equals 4. There are four pears in all.


How many in all?



\_\_\_\_\_

-----


0 + 4 = \_\_\_\_\_



\_\_\_\_\_

-----


2 + 2 = \_\_\_\_\_



\_\_\_\_\_

-----

3 + 1 = \_\_\_\_\_



\_\_\_\_\_

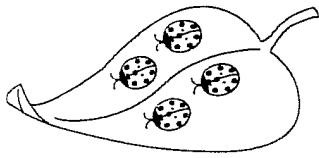
-----

2 + 1 = \_\_\_\_\_

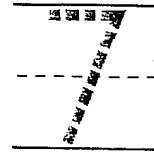
Copyright © Houghton Mifflin Company. All rights reserved.

**Extra Support** Draw a picture of three red apples and one green apple. Tell children they need to find how many apples there are in all. Guide children in modeling the numbers in the exercise with counters and in finding how many in all.

**Teacher Note:** Use after Quick Check page 182 to reteach Unit 6, Lesson 3. (K)




$$4 + 3 =$$



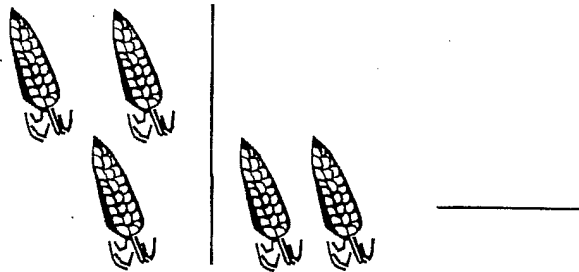
Four bugs are on a leaf. Three bugs join them.  
4 plus 3 equals 7. There are 7 bugs in all.

How many in all?

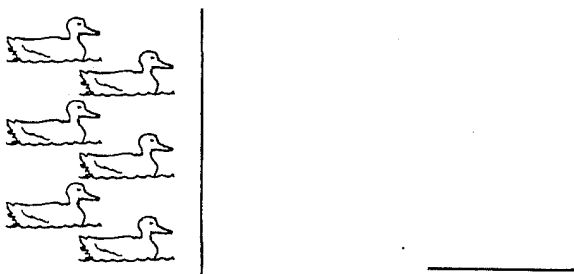


$$1 + 6 =$$

2




$$3 + 2 =$$

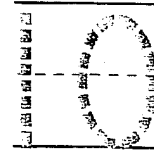
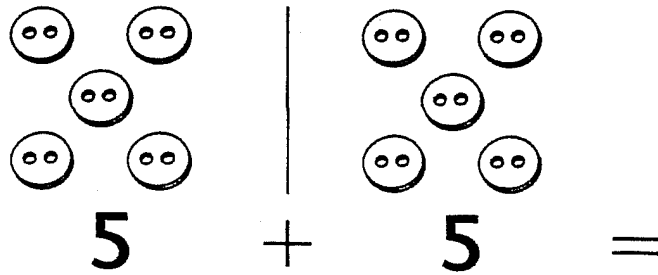


$$6 + 0 =$$

4



$$2 + 5 =$$



Five buttons and five buttons is ten buttons in all.  
5 plus 5 equals 10.

How many in all?

**2**

\_\_\_\_\_

-----

**2 + 6 =** \_\_\_\_\_

**2**

\_\_\_\_\_

-----

**9 + 0 =** \_\_\_\_\_

**3**

\_\_\_\_\_

-----

**4 + 6 =** \_\_\_\_\_

**4**

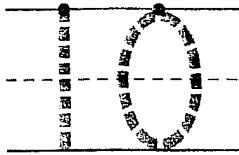

\_\_\_\_\_

-----

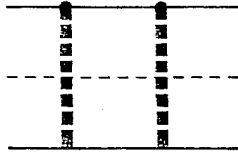
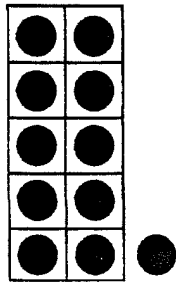
**2 + 7 =** \_\_\_\_\_

**Extra Support** Have children use counters to model similar exercises. They make groups of counters for each addend and then combine the two groups and count to find how many in all.

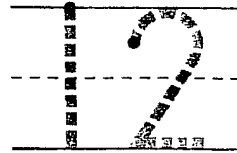

10




10 + 1



10 + 2



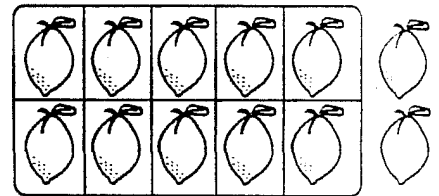
How many? Write the number.



\_\_\_\_\_

-----

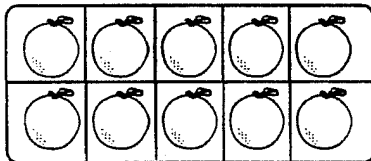
\_\_\_\_\_



\_\_\_\_\_

-----

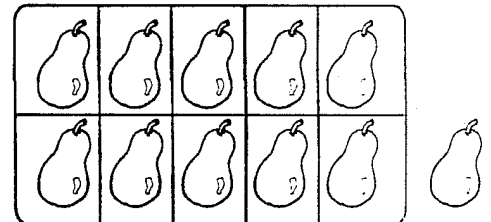
\_\_\_\_\_



\_\_\_\_\_

-----

\_\_\_\_\_



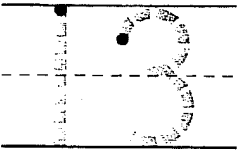

\_\_\_\_\_

-----



\_\_\_\_\_

**Extra Support** Have children "build" numbers using connecting cubes, starting with 1. They add 1 more each time to build the next number. After 10 is reached, they start another tower of cubes to show 11 and then 12.

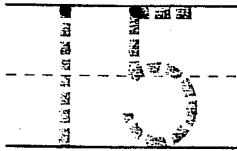

10 + 3





10 + 4



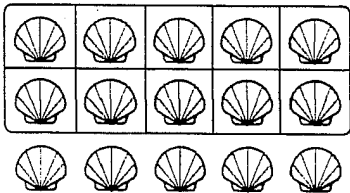
10 + 5



10 + 6



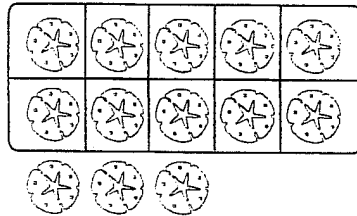
How many? Write the number.



\_\_\_\_\_

-----

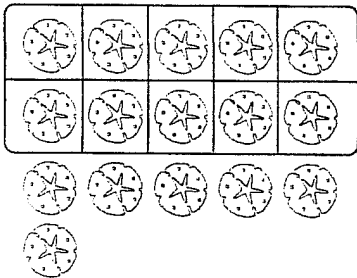
\_\_\_\_\_



\_\_\_\_\_

-----


\_\_\_\_\_



\_\_\_\_\_

-----

\_\_\_\_\_



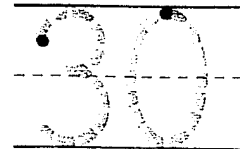

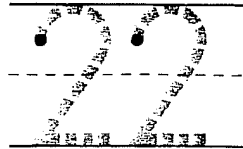

\_\_\_\_\_

-----


\_\_\_\_\_

**Extra Support** Display models for the numbers 11 through 16. Teach children to recite the addition for the numbers in a rhythmic style: 10 plus 1 is 11 and 10 plus 2 is 12, 10 plus 3 is 13 and 10 plus 4 is 14, 10 plus 5 is 15 and 10 plus 6 is sixteen.

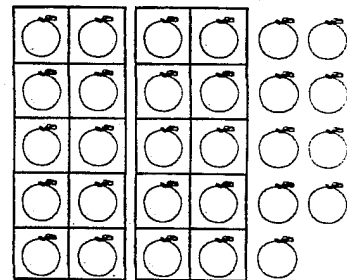





How many? Write the number.




•  
-----  
\_\_\_\_\_



•  
-----  
\_\_\_\_\_



•  
-----  
\_\_\_\_\_



•  
-----  
\_\_\_\_\_

Copyright © Houghton Mifflin Company. All rights reserved.

**Extra Support** Have children count groups of 11 through 30 counters and say the number. Then, tell them to make groups of 10 and tell how many tens and how many more; for example, two groups of 10 and 6 more. Recite back the number, 26.

**Teacher Note:** Use after Quick Check page 262 to reteach Unit 8, Lesson 4. (K)