



Greenville Elementary School  
2016-2017


Grade Span KG-02

25-2290-012  
MONMOUTH  
HOWELL TWP  
210 RAMTOWN GREENVILLE ROAD  
HOWELL, NJ 07731

The **2016-17 School Performance Reports** are designed to share school and district information collected by the New Jersey Department of Education directly with parents, educators, and communities. The Department believes that the greatest potential to improve school performance and student outcomes is through parents, educators, and community members working together. These reports seek to make that process easier by providing information that can help people to:

- **Learn more:** The School Performance Reports contain a wealth of data, going far beyond a school's test scores to include information about the staff working in a school, student discipline rates, and the sports and clubs offered.
- **Ask questions:** These reports can help start a conversation, but they cannot answer all the questions you might have about schools in your community. Use the contact information provided to engage with faculty and administrators at your schools to ask about the data you see in these reports.
- **Get involved:** Schools need help from parents and communities to help students succeed. Contact your school to find out about school board meetings or parent and community groups.

#### Navigating through the reports:

- Download this report to a PDF by clicking the  icon at the top of the page.
- Search for specific text or words in these reports by using the search box at the top of the page.
- The menu bar at the top of the page or the table of contents at the left of the screen can be used to move between sections of the report.
- The arrow buttons at the top left of the screen can be used to move between pages of the report.

#### Other Resources:

- Review the [Parent Summary Report](#) or the [district-level report](#) for this school.
- For more detailed information about the data in these reports, where it comes from, and how to use it: [Reference Guide](#) or [Interpretive Video](#).
- [Download the data](#) used in these reports.
  
- Want to give us feedback? Take our feedback survey: [surveylink](#)
- Questions about the reports? Contact us at [reportcard@doe.nj.gov](mailto:reportcard@doe.nj.gov)

**Greenville Elementary School**

2016-2017

**Grade Span KG-02**

25-2290-012  
MONMOUTH  
HOWELL TWP  
210 RAMTOWN GREENVILLE ROAD  
HOWELL, NJ 07731

**Footnotes**

1. An "\*" indicates that data is not displayed to protect student privacy; "N" indicates no data is available to display.
2. \*\* ESSA accountability targets are only included if data is available for at least 20 students.

Note: Additional footnotes may exist within the reports specific to certain data tables. In those instances, the footnotes will be displayed below the applicable table.



**Greenville Elementary School  
2016-2017**

**Grade Span KG-02**

25-2290-012  
MONMOUTH  
HOWELL TWP  
210 RAMTOWN GREENVILLE ROAD  
HOWELL, NJ 07731

### Enrollment Trends by Grade

This table shows the number of students enrolled by grade for the past three school years. Ungraded students are students who are "on roll" but are educated in ungraded classrooms.

Grade	2014-15	2015-16	2016-17
PK	0	0	0
KG	39	94	91
1	58	85	101
2	44	126	85
3	55	0	0
4	80	0	0
5	88	0	0
6	0	0	0
7	0	0	0
8	0	0	0
9	0	0	0
10	0	0	0
11	0	0	0
12	0	0	0
Ungraded	0	22	19
Total	364	327	296

### PreK and K - Full Day and Half Day

This table shows the full day and half day enrollment for Pre-Kindergarten (PK) and Kindergarten (KG) students in this school.

Grade	2014-15	2015-16	2016-17
PK - Half Day	0	0	0
PK - Full Day	0	0	0
KG - Half Day	0	0	0
KG - Full Day	39	94	91

### Enrollment Trends by Student Group

This table shows the percentage of students by student group for the past three school years. Data for some student groups was not available before 2016-17.

Student Group	2014-15	2015-16	2016-17
Female	54%	52%	51%
Male	46%	48%	49%
Economically Disadvantaged Students	5%	13%	13%
Students with Disabilities	15%	23%	22%
English Learners	0%	0%	0%
Homeless Students			1%
Students in Foster Care			1%
Military-Connected Students			0%
Migrant Students			0%

### Enrollment by Racial and Ethnic Group

This table shows the percentage of students by racial and ethnic group.

Racial and Ethnic Group	% of Students
White	83.4%
Hispanic	10.5%
Asian	1.7%
Black or African American	1.0%
American Indian or Alaska Native	0.0%
Native Hawaiian or Pacific Islander	0.0%
Two or More Races	3.4%

### Enrollment by Home Language

This table shows the percentage of students by primary home language. Only the top 5 languages with at least 1% of students are shown. All other students are included in Other Languages.

Home Language	% of Students
English	93.6%
Spanish	3.0%
Other	3.2%



Greenville Elementary School  
2016-2017

Grade Span KG-02

25-2290-012  
MONMOUTH  
HOWELL TWP  
210 RAMTOWN GREENVILLE ROAD  
HOWELL, NJ 07731

This section shows information about student absences which provides important information about a school's culture and climate. In addition, research shows that student absences impact a child's ability to succeed in school. The New Jersey Department of Education selected chronic absenteeism as its measure of school quality and student success for the *ESSA* accountability plan. **Chronic absenteeism** is defined as being absent for 10% or more of the days enrolled during the school year. A student who is not present for any reason, excused, unexcused or for disciplinary action, is considered absent unless permitted by statute or regulation.

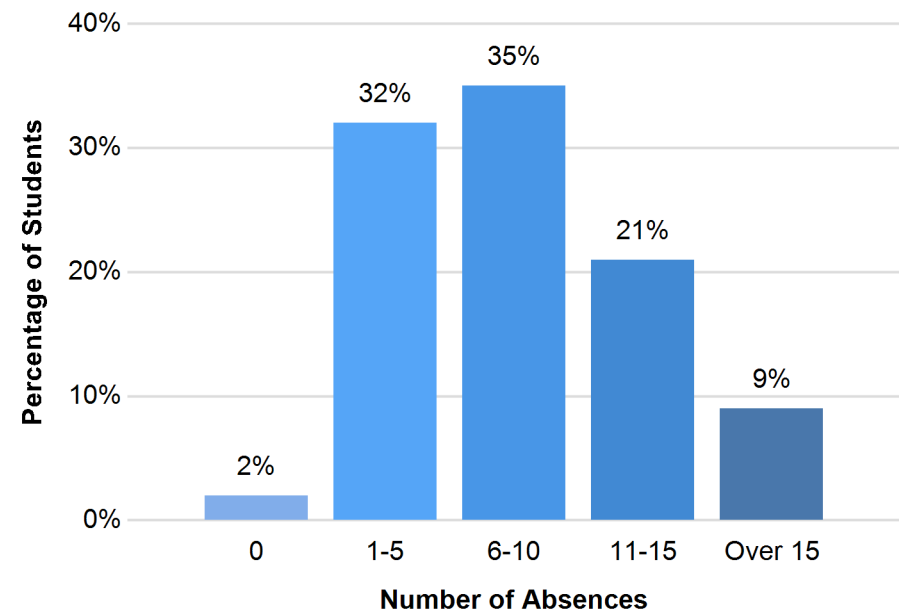
### Chronic Absenteeism

This table shows the percentage of students in grades K-12 in the school and each student group who were chronically absent. This table also shows whether the school and each student group met the *ESSA* accountability targets for 2016-17.

Student Group	% Chronically Absent	2016-17 Target	Met 2016-17 Target
Schoolwide	4.80	9.80	Met Target
White	4.50	9.80	Met Target
Hispanic	3.20	9.80	Met Target
Black or African American	N	**	**
Asian, Native Hawaiian, or Pacific Islander	N	**	**
American Indian or Alaska Native	N	**	**
Two or More Races	N	**	**
Economically Disadvantaged Students	8.30	9.80	Met Target
Students with Disabilities	4.50	9.80	Met Target
English Learners	N	**	**

### Days Absent

The graph displays the percentage of K-12 students schoolwide by the number of days they were absent during the school year. An absence is defined as being 'not present' and includes both excused and unexcused absences.



\*\* *ESSA* accountability targets are only included if data is available for at least 20 students.



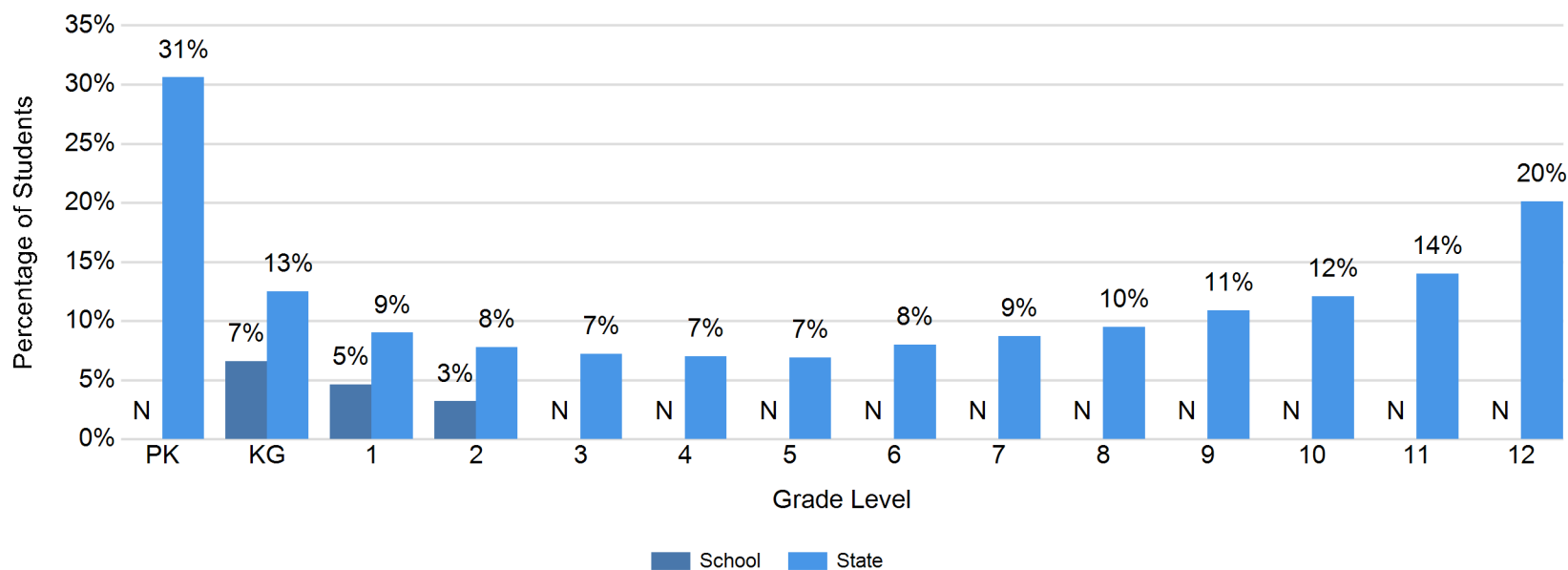
**Greenville Elementary School  
2016-2017**

**Grade Span KG-02**

25-2290-012  
MONMOUTH  
HOWELL TWP  
210 RAMTOWN GREENVILLE ROAD  
HOWELL, NJ 07731

### Chronic Absenteeism by Grade

This graph shows the percentage of students in the school and across the state who were chronically absent for each grade level. **Chronic absenteeism** is defined as being absent for 10% or more of the days enrolled during the school year. A student who is not present for any reason, excused, unexcused or for disciplinary action, is considered absent unless permitted by statute or regulation.





Greenville Elementary School  
2016-2017

Grade Span KG-02

25-2290-012  
MONMOUTH  
HOWELL TWP  
210 RAMTOWN GREENVILLE ROAD  
HOWELL, NJ 07731

### School Day

This table shows the start and end times and length of school day for a typical student at this school. **Instructional time** is the amount of time that a typical student was engaged in instructional activities under the supervision of a certified teacher.

Category	School
Typical Start Time	8:05AM
Typical End Time	2:35PM
Length of School Day	6 Hrs 30 Mins
Full Time - Instructional Time	6 Hrs. 0 Mins.
Shared Time - Instructional Time	*

### Violence, Vandalism, HIB, and Substance Offenses

This table shows the number of incidents reported by type. A single incident may be counted under multiple incident types. The total unique incidents provides a non-duplicated count of incidents. The final row shows a rate of incidents for every 100 students enrolled in the school.

Incident Type	Number of Incidents
Violence	1
Vandalism	0
Weapons	0
Substances	0
Harassment, Intimidation, Bullying (HIB)	0
Total Unique Incidents	1
Incidents Per 100 Students Enrolled	0.34

### Student Suspension Rate

This table shows the percentage of students who received one or more in-school suspensions, one or more out-of-school suspensions, and one or more suspensions of any type during the school year. Students receiving both in-school and out-of-school suspensions will be counted in all rows of the table. Students who received more than one suspension are counted only one time in each category below.

Suspension Types	% of Students
In-School Suspensions	0.0%
Out-of-School Suspensions	0.0%
Any Suspension	0.0%

### Student Expulsions

This table shows the number of students who were expelled from the school during the school year. An expulsion is when a student is removed from a school and does not receive any further educational services during the school year.

Category	Number of Students
Expulsions	0



**Greenville Elementary School  
2016-2017**

**Grade Span KG-02**

25-2290-012  
MONMOUTH  
HOWELL TWP  
210 RAMTOWN GREENVILLE ROAD  
HOWELL, NJ 07731

### Per-Pupil Expenditures (District Level)

This table shows the total current expenses for regular and special education students taught within the district's schools. It includes expenditures for instruction, support services, administration, operations and maintenance, extra-curricular activities, and community service. More information about district and charter school spending can be found using districts' [User Friendly Budgets](#), or the NJDOE Finance [District Report Search](#) of the Comprehensive Annual Financial Reports (CAFRs) and Auditor's Management Reports (AMRs).

Per-Pupil Expenditures	Federal	State/ Local	Total
District Total (2015-2016)	\$424	\$15,375	\$15,799



**Greenville Elementary School  
2016-2017**

**Grade Span KG-02**

25-2290-012  
MONMOUTH  
HOWELL TWP  
210 RAMTOWN GREENVILLE ROAD  
HOWELL, NJ 07731

This section contains information about staff that are assigned to the school and district. Here is an explanation of some of the **key terms used in the staff section**:

**Faculty:** All classroom teachers and educational support services personnel (such as Librarians, Nurses, Counselors, and Child Study Team members)

**Teachers:** All classroom teachers

**Administrators:** Principals, assistant principals, supervisors, coordinators, directors, and other central-office administrators, as well as superintendents and other district-level administrators

**Full-Time Equivalent:** In calculations, staff members are weighted based on the percentage of their time that they are assigned to a school or district. For example – a teacher assigned to a school half time would be weighted 50% in calculations, but a teacher assigned to a school full time would be weighted 100% in calculations.

### Teachers – Experience

This table shows information about experience for teachers assigned to this school and across the state.

Category	Teachers in School	Teachers in State
Total Number of teachers	27	120,724
Average years experience in public schools	17.4	11.8
Average years experience in district	14.6	10.5
Teachers in district for 4 or more years	93%	74%

### Administrators – Experience (District Level)

This table shows information about experience for administrators assigned to this district and across the state.

Category	Admin. in District	Admin. in State
Total Number of administrators	37	9,506
Average years experience in public schools	16.2	15.9
Average years experience in district	13.8	11.6
Administrators in district for 4 or more years	87%	74%

### Student to Staff Ratios

This table shows the number of students per staff member in the school and district. Ratios for librarians, nurses, counselors, and child study team members are only reported at the district level because many staff in these jobs are assigned only to the district and not to individual schools.

Staff Type	School Students: Staff	District Students: Staff
Teachers	11:1	12:1
Administrators	148:1	161:1
Librarian/Media Specialists		542:1
Nurses		497:1
Counselors		497:1
Child Study Team		213:1





**Greenville Elementary School**  
2016-2017

**Grade Span KG-02**

25-2290-012  
MONMOUTH  
HOWELL TWP  
210 RAMTOWN GREENVILLE ROAD  
HOWELL, NJ 07731

This section contains information about staff that are assigned to the school and district. Here is an explanation of some of the **key terms used in the staff section**:

**Faculty:** All classroom teachers and educational support services personnel (such as Librarians, Nurses, Counselors, and Child Study Team members)

**Teachers:** All classroom teachers

**Administrators:** Principals, assistant principals, supervisors, coordinators, directors, and other central-office administrators, as well as superintendents and other district-level administrators

**Full-Time Equivalent:** In calculations, staff members are weighted based on the percentage of their time that they are assigned to a school or district. For example – a teacher assigned to a school half time would be weighted 50% in calculations, but a teacher assigned to a school full time would be weighted 100% in calculations.

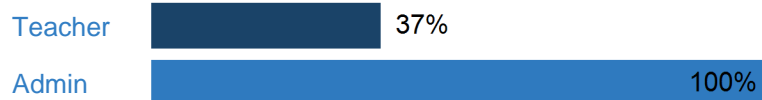
### Teachers and Administrators - Level of Education

This chart shows the highest level of education attained by the teachers and administrators at this school. The Bachelor's category may include other degrees/certificates such as a Specialist's degree. Administrators are required to have a Master's degree or higher.

#### Bachelor's Degree



#### Master's Degree



#### Doctoral Degree



### Teachers and Administrators - One-Year Retention (District Level)

This table shows the percentage of teachers and administrators assigned to the district in 2015-16 that were still assigned to the district in 2016-17. Staff who are not retained may have changed districts or no longer work for the state (including retirements).

Job Type	District	State
2015-16 Teachers: Same district 2016-17	93%	89%
2015-16 Administrators: Same district 2016-17	92%	88%

### Faculty Attendance

This table shows the percentage of days that school faculty members were present during the school year. Approved professional days, personal days, staff training days, bereavement days, jury duty, and absences due to extended illness are not counted against days present, and faculty members on long-term leave or disability are excluded from this calculation.

School Year	% Days Present
2016-17	96%



**Greenville Elementary School  
2016-2017**

**Grade Span KG-02**




25-2290-012  
MONMOUTH  
HOWELL TWP  
210 RAMTOWN GREENVILLE ROAD  
HOWELL, NJ 07731

### School General Info

<b>Principal:</b>	Mrs. Coco	<b>Email Address:</b>	<a href="mailto:lcoco@howell.k12.nj.us">lcoco@howell.k12.nj.us</a>
<b>Address:</b>	210 RAMTOWN GREENVILLE ROAD HOWELL, NJ 07731	<b>Website:</b>	<a href="http://www.howell.k12.nj.us/greenville/greenville_home.aspx">http://www.howell.k12.nj.us/greenville/greenville_home.aspx</a>
<b>Phone:</b>	(732)202-1745	<b>Twitter:</b>	<a href="https://twitter.com/HowellTwpGrnvl">https://twitter.com/HowellTwpGrnvl</a>

### School Narrative

This section allows schools and districts to share highlights, achievements, and other important information about programs, activities, and services that are offered in their own words. If there are questions about the information provided in the narrative section, please contact your school directly.

 <b>Highlights:</b>	<ul style="list-style-type: none"> <li>• 2017 Certified Future Ready School</li> <li>• Balanced literacy program/Fundations, Reader's &amp; Writer's workshop, enVision 2.0, NGSS</li> <li>• Very active and collaborative PTO</li> </ul>
 <b>Mission, Vision, Theme:</b>	The Greenville School community is dedicated to fostering a life-long love of learning for our children in a child-focused environment. Our goal is to create independent thinkers and social problem-solvers who are respectful of themselves and others.
 <b>Awards, Recognition, Accomplishments:</b>	At the primary grade level students can be recognized on the Gator Shine wall, individual class achievements such as Around the World for math facts, Bucket Fillers guidance department program, annual Reading Incentive program organized by the PTO, and summer reading packet celebrations. Greenville School is certified as a Future Ready School, <a href="http://www.FRS-NJ.org">www.FRS-NJ.org</a> . Greenville School also received an award from Scholastic Books in recognition for the number of minutes read by students.






**Greenville Elementary School  
2016-2017**

**Grade Span KG-02**

25-2290-012  
MONMOUTH  
HOWELL TWP  
210 RAMTOWN GREENVILLE ROAD  
HOWELL, NJ 07731

### School Narrative

This section allows schools and districts to share highlights, achievements, and other important information about programs, activities, and services that are offered in their own words. If there are questions about the information provided in the narrative section, please contact your school directly.

 <p><b>Courses, Curriculum, Instruction:</b></p>	<p>Prior to the implementation of our current balanced literacy program, staff and students were introduced to components of Reader's Workshop. In preparation for this implementation, a book room housing close to 3,000 books was created through the support of the PTO and fundraisers. Our differentiated math program is enVision 2.0.</p>
 <p><b>Clubs and Activities:</b></p>	<p>Friday Fun grade level enrichment clubs appeal to the multi-sensory and personalized learning needs of all students. Special area teachers, guidance, and the CST department create themed, student choice activities. During lunches, students can choose to participate in STEAM clubs.</p>
 <p><b>Before and After School Programs:</b></p>	<p>Students who wish to continue their learning opportunities outside of the school day can participate in PTO sponsored after school activities such as Mad Science, Engineering class, and/or Sing 'n' Swing.</p>







**Greenville Elementary School  
2016-2017**

**Grade Span KG-02**

25-2290-012  
MONMOUTH  
HOWELL TWP  
210 RAMTOWN GREENVILLE ROAD  
HOWELL, NJ 07731

### School Narrative

This section allows schools and districts to share highlights, achievements, and other important information about programs, activities, and services that are offered in their own words. If there are questions about the information provided in the narrative section, please contact your school directly.

 <p><b>Staff and Professional Learning:</b></p>	<p>Throughout the year, designated professional learning opportunities are scheduled at the building and district level. Staff are members of the School Improvement Panel, Data Team, Professional Learning Communities and Networks, and the district Learning Design Team. Personalized learning opportunities are imbedded in these areas.</p>
 <p><b>Student Supports and Services:</b></p>	<p>There are services within the school and district that provide support for student academic, social, and emotional needs. These include ESL, students with disabilities, RTI (response to intervention), counseling, ASI (academic support instruction), I &amp; RS (intervention and referral services) Please see district website for more detail under the Parent, Administration, and Curriculum tabs.</p>
 <p><b>Student Health and Wellness:</b></p>	<p>The integrated science and health curriculum promotes health and wellness. A breakfast program is available each morning for students. During the year assemblies, guidance department programs, mandated weeks such as Red Ribbon teach students the importance of health and fitness. Our PTO sponsored Fun Run was the biggest school event of the year.</p>
 <p><b>Parent and Community Involvement:</b></p>	<p>Greenville School has a very active PTO. Parents, staff, and the community work with one another throughout the year. School Messenger is the communication system used. The PTO website lists meetings, upcoming events, assemblies, meeting minutes, fundraisers, and committees. The PTO funded the second phase of the new playground equipment. Highlights were the Veteran's Day Celebration and Family STEAM/Literacy Night.</p>



**Greenville Elementary School  
2016-2017**

**Grade Span KG-02**

25-2290-012  
MONMOUTH  
HOWELL TWP  
210 RAMTOWN GREENVILLE ROAD  
HOWELL, NJ 07731

## School Narrative

This section allows schools and districts to share highlights, achievements, and other important information about programs, activities, and services that are offered in their own words. If there are questions about the information provided in the narrative section, please contact your school directly.



Facilities:

Greenville School opened in September 2003. In 2015, Greenville became the K-2 building it is today. The playground was expanded at this time. A reading room was created where classes can work with others, class presentations to parents take place, and the book fairs are held. It is a cozy nook for students to fall in love with books.