



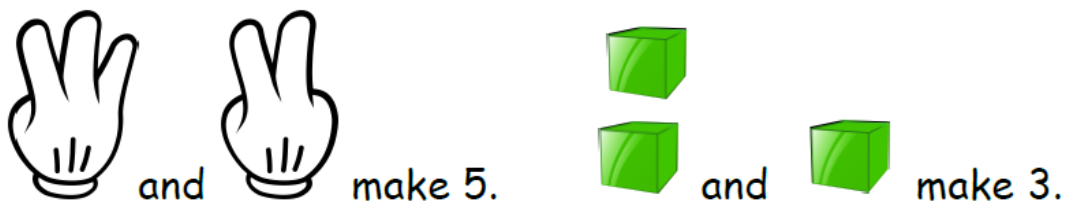
**SAMPLES OF STANDARDS STUDENTS ARE LEARNING THIS NINE WEEKS:**

**Kindergarten Math**

**STANDARDS: K.OA.1, K.OA.2, K.OA.3, K.OA.4, K.OA.5**

**K.OA.1**

Your child should be able to show addition to 5 using fingers, drawings, and objects.

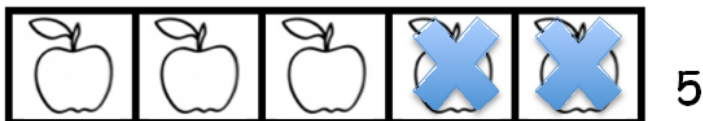


**K.OA.2**

Your child should be able to solve addition and subtraction word problems to 5.

5 apples were on the table. I ate 2 apples. How many apples are on the table now?

Equation:  $5 - 2 = 3$








There are 3 apples on the table now.

**K.OA.2**

Your child should be able to solve addition word problems to 5.

3 bunnies sat on the grass. 2 more bunnies hopped there.  
How many bunnies are on the grass now?

Equation:  $3 + 2 = 5$

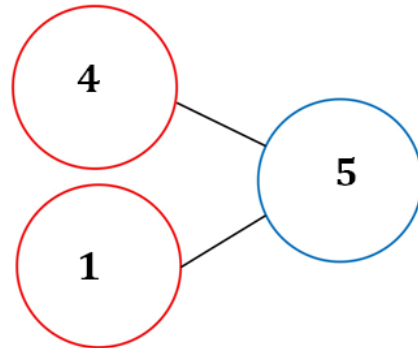
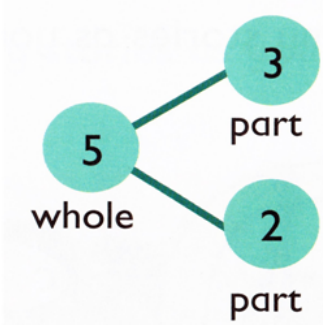
				



There are 5 bunnies on the grass now.

**K.OA.3**

Your child should be able to break apart numbers 0-5 into two parts in more than one way. A number bond can be used to show how two parts make one whole.



**K.OA.4**

Color the group that matches the number on the left. Then write the number.

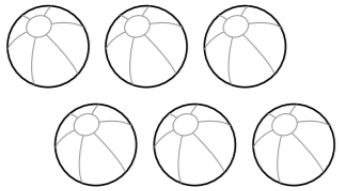
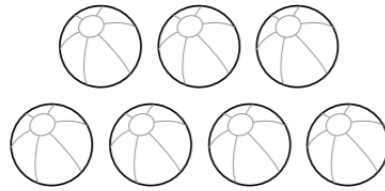
6



\_\_\_\_\_

-----



\_\_\_\_\_

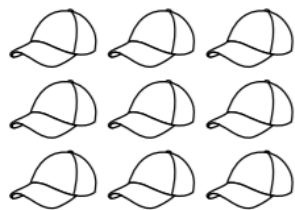
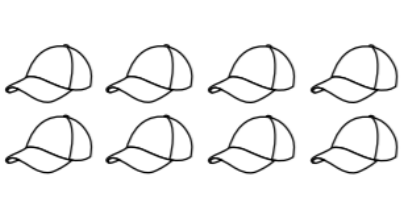
7   \_\_\_\_\_  
 -----  
 \_\_\_\_\_

7   \_\_\_\_\_  
 -----  
 \_\_\_\_\_

K.OA.5


Find the group that shows 8 or 9 and color it. Then write the number.

8   \_\_\_\_\_  
 -----  
 \_\_\_\_\_


9   \_\_\_\_\_  
 -----  
 \_\_\_\_\_

8   \_\_\_\_\_  
 -----  
 \_\_\_\_\_

Count and write the number of butterflies. Then draw 1 flower for each butterfly.



How many butterflies? \_\_\_\_\_  
-----  
\_\_\_\_\_

Draw 1  for each butterfly.

