

Dear Parents,

During the summer, students can lose as much as 22% of what they learned in reading class by not putting it into practice. That means 2 months of school down the drain!

You can help prevent this summer reading loss simply by encouraging your child to read over the summer. I am sending home a fun reading passport activity. Encourage your child to earn reading badges, or passport stamps, by completing the tasks on each badge. To earn the badge, your child should read for at least 15 minutes.

Feel free to complete some of the challenges together and even create your own reading challenges!

The challenges are divided into six different categories:

- **"Who"** challenges encourage your child to read with family members, friends, pets, and even stuffed animals.
- **"What"** challenges encourage your child to read a variety of reading materials.
- **"When"** challenges encourage your child to read at various times.
- **"Where"** challenges encourage your child to read in different places.
- **"Why"** challenges encourage your child to read for different reasons.
- **"How"** challenges encourage your child to read in different ways.


My goal is for this activity to be flexible, fun, and something that families can participate in together. Please send the completed reading passport back to school with your child at the start of next school year.

Happy Reading!

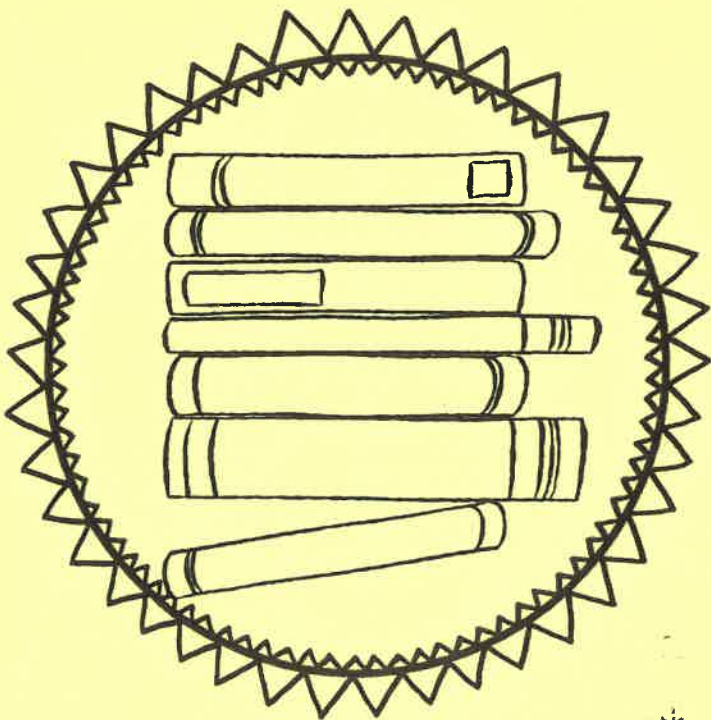
Mrs. Grove



*Research from Reading is Fundamental <http://www.rif.org/>



Summer Reading

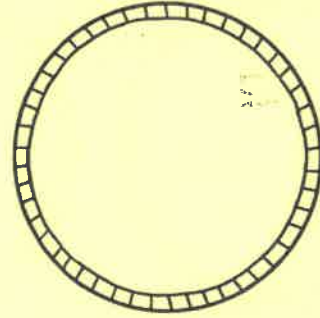
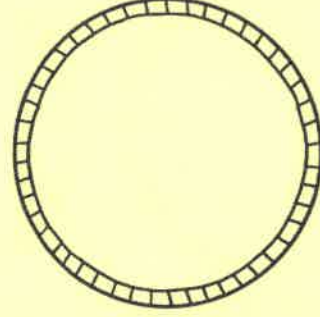
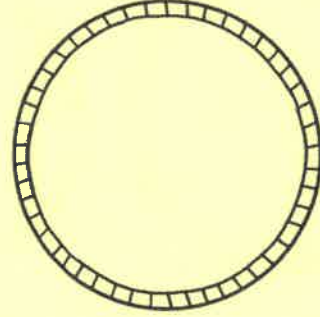
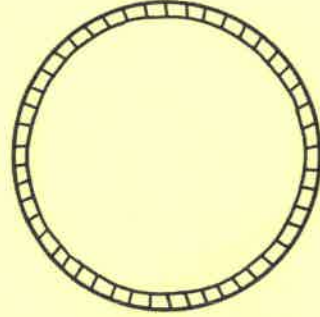
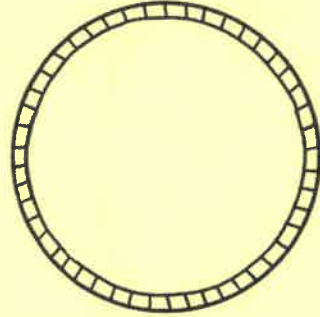
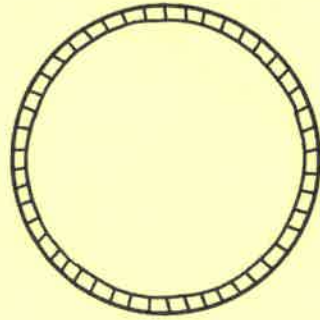


Passport

Summer Reading Goal: I will earn _____ summer reading passport stamps this summer!

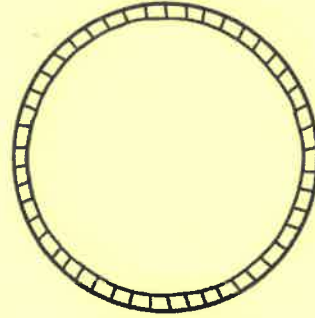
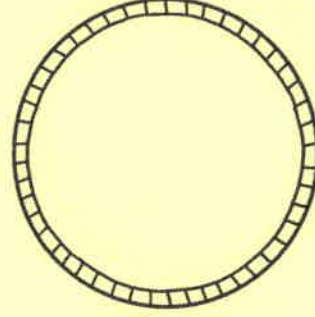
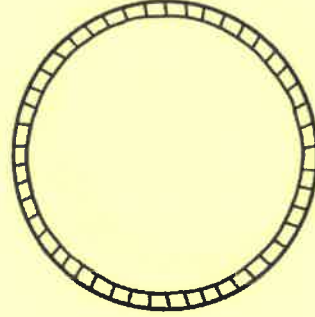
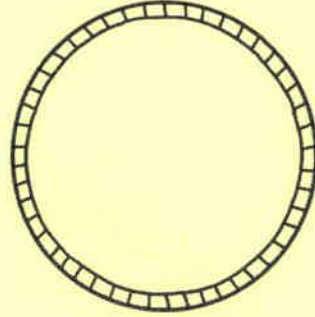
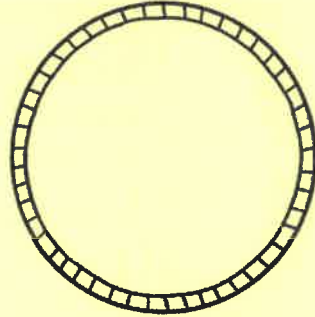
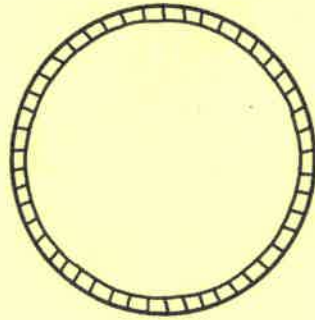
Summer Reading Passport! How many passport stamps can you earn? To earn a passport stamp, complete the reading challenge on the stamp. You must read for at least 15 minutes for each reading challenge. When you complete a reading challenge, cut out the passport stamp, and glue it below! You can glue additional stamps on the back of this page. You and your parents may also create your own reading challenges. Just draw them in! Happy Reading!

Who did you read with?



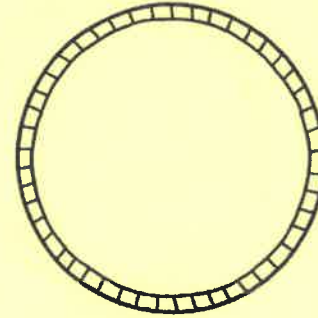
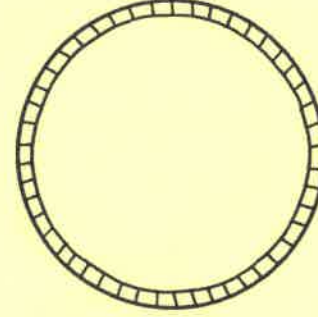
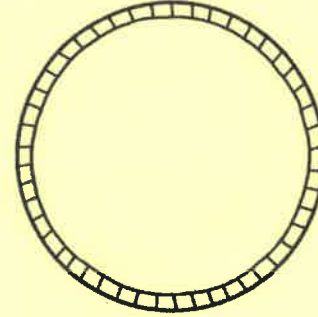
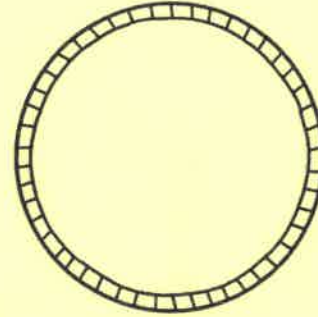
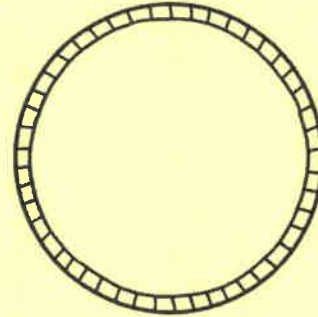
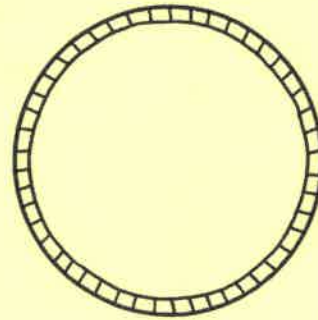
Where did you read?

What did you read?



Why did you read?

When did you read?



How did you read?

