



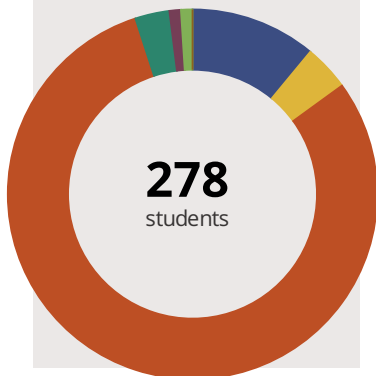
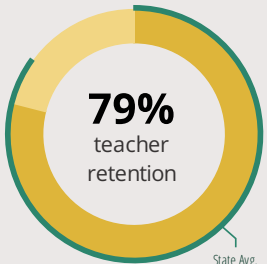
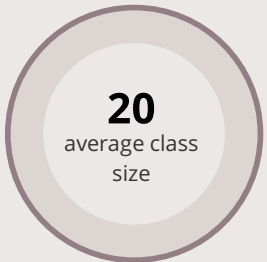
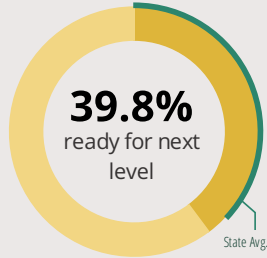
# Lake Park Elem School

330 W Lake Park Dr Addison, IL 60101 (630) 458-3010

Grades: K - 5  
District: Addison SD 4

Principal: Mr. David Smogor  
Superintendent: John Langton

## FAST FACTS



## Academic Success

Elementary All Illinois students in grades 3-8 take the PARCC assessment each year. High school students take the SAT in Math and English Language Arts.

<b>School</b>	Fewer than 10 students
<b>District</b>	Fewer than 10 students
<b>State</b>	Fewer than 10 students

■ Did Not Meet 
 ■ Partially Met 
 ■ Approached 
 ■ Met 
 ■ Exceeded

## Success by Student Group

This display shows PARCC performance levels for each student group. No data is shown for groups with fewer than 10 students.

<b>White</b>	Fewer than 10 students
<b>Black</b>	Fewer than 10 students
<b>Hispanic</b>	Fewer than 10 students
<b>Low Income</b>	Fewer than 10 students
<b>English Learners</b>	Fewer than 10 students
<b>With Disabilities</b>	Fewer than 10 students

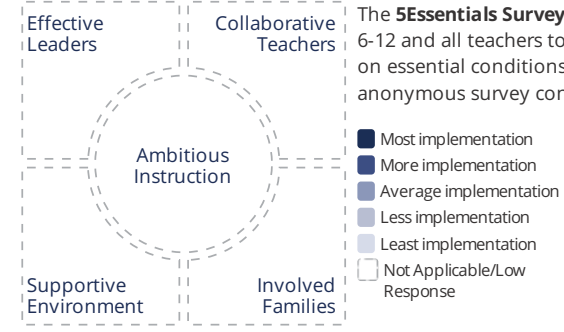
■ Did Not Meet 
 ■ Partially Met 
 ■ Approached 
 ■ Met 
 ■ Exceeded

## Student Characteristics

<span style="color: blue;">■</span> White	11%	<span style="color: lightgrey;">■</span> Low Income	77%
<span style="color: yellow;">■</span> Black	4%	<span style="color: lightgrey;">■</span> English Learners	55%
<span style="color: orange;">■</span> Hispanic	80%	<span style="color: lightgrey;">■</span> With Disabilities	13%
<span style="color: green;">■</span> Asian	3%	<span style="color: lightgrey;">■</span> Homeless	1%
<span style="color: purple;">■</span> American Indian	1%		
<span style="color: lightgreen;">■</span> Two or More Races	1%		
<span style="color: brown;">■</span> Pacific Islander	0%		

## School Environment

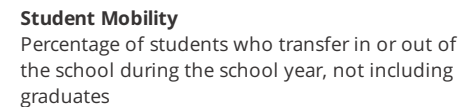
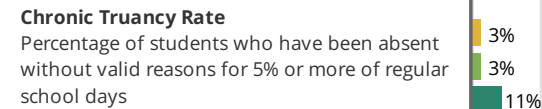
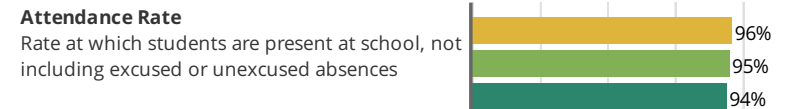
The **5Essentials Survey** allows students in grades 6-12 and all teachers to share their perspectives on essential conditions for learning. The anonymous survey consists of 5 components.



<b>Response Rates</b>	
Students	-
Teachers	4%

- Effective Leaders**  
Do principals and teachers implement a shared vision for success?
- Collaborative Teachers**  
Do teachers collaborate to promote professional growth?
- Ambitious Instruction**  
Are the classes challenging and engaging?
- Supportive Environment**  
Is the school safe, demanding, and supportive?
- Involved Families**  
Does the entire staff build strong external relationships?

## Student Attendance and Mobility





# Lake Park Elem School

## School Highlights

### Academic Courses

Academic Programs: District 4 curriculum includes Language Arts, Mathematics, Social Science, Science, Fine Arts, Physical Education and Health. In addition, the District offers several programs with the goal of helping ELL's develop high levels of academic English and meet the same academic content and achievement standards.

### Physical Education, Heath and Wellness

Physical Education is offered daily to all students. Health education instruction is included in the science curriculum.

### Other Programs and Activities

District 4 offers a variety of programs and activities to our students and families. These programs and activities provide students an opportunity to learn outside of the academic venue. In addition, it is our goal to partner with families and provide support and educational opportunities as well as encouraging them to be a part of their child's

### School Awards

## Career Development Courses and Programs

## Athletics

## School Personnel Resources

District 4 hires highly qualified staff to meet the academic, social, and emotional needs of our students.

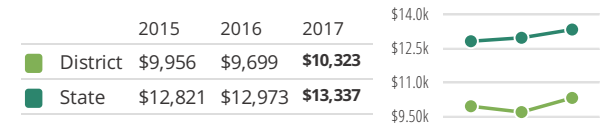
## Facilities

## District Finance

**Instructional Spending per Pupil** includes only the activities directly dealing with the teaching of students or the interaction between teachers and students.



**Operational Spending per Pupil** includes all costs for overall operations in this school's district, including Instructional Spending, but excluding summer school, adult education, capital expenditures, and long-term debt payments.



## Educator Measures

This school has had **4 principal(s)** over the past 6 years. In the last three years, an average of **79% of teachers** return to this school each year.

## FOR MORE INFORMATION

Visit [IllinoisReportCard.com](http://IllinoisReportCard.com) to see additional details about each item of information for this school. There you will find charts spanning multiple years, detailed explanations, resources, more of the school's programs and activities, and powerful tools that let you dig deeper into data.

Most of this data has been collected by ISBE from school districts through data systems. Some information, such as the School Highlights, is entered directly by principals and can be updated throughout the year.