

Preliminary DF3 17-18

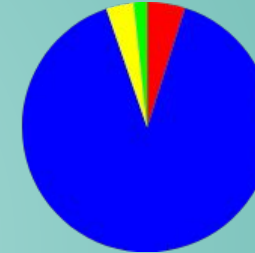
Sierra



17/18 Attendance:	94.67%
17/18 Enrollment:	954
17/18 EL Population:	23.2%

Grade	ELA		Math	
	Level 3 Cut Score	Distance from 3	Level 3 Cut Score	Distance from 3
6	2531	-65	2552	-93
7	2552	-66	2567	-112
8	2567	-89	2586	-142
Avg.		-73		-116

Demographic Data:



89.8%	Hispanic
4.9%	African American
3.6%	White
1.7%	Other

EL Reclassification

Principal - Julie Short
Vice Principal - Kenya McCormack
Vice Principal - Rene Beed

2015-16		2016-17		2017-18	
# of Students	%	# of Students	%	# of Students	%
24	10.9%	83	35.6%	62	25.8%





Smarter Balanced Data (3 yr Trend)

		African American				Hispanic				White				Other				School Wide			
		Not Met	Nearly Met	Met	Exceed.	Not Met	Nearly Met	Met	Exceed.	Not Met	Nearly Met	Met	Exceed.	Not Met	Nearly Met	Met	Exceed.	Not Met	Nearly Met	Met	Exceed.
ELA	17-18	65%	19%	16%	0%	50%	27%	20%	3%	58%	10%	29%	3%	N/A	N/A	N/A	N/A	49%	26%	21%	4%
	16-17	80%	14%	6%	0%	53%	27%	18%	2%	52%	21%	24%	3%	N/A	N/A	N/A	N/A	53%	27%	17%	2%
	15-16	73%	23%	4%	0%	43%	30%	24%	3%	34%	34%	21%	10%	N/A	N/A	N/A	N/A	44%	30%	22%	3%
Math	17-18	79%	21%	0%	0%	64%	21%	11%	4%	74%	16%	10%	0%	N/A	N/A	N/A	N/A	63%	22%	11%	4%
	16-17	77%	23%	0%	0%	68%	22%	8%	2%	66%	29%	6%	0%	N/A	N/A	N/A	N/A	68%	22%	7%	2%
	15-16	81%	19%	0%	0%	64%	25%	9%	2%	63%	23%	13%	0%	N/A	N/A	N/A	N/A	64%	25%	9%	2%

Note: N/A displayed for <10 students.

California School Dashboard

Status and Change Report

State Indicator	All Student Performance	Status	Change
Chronic Absenteeism	N/A	N/A	N/A
Suspension Rate		High 8.8%	Declined Significantly -4.9%
English Learner Progress		Low 65.1%	Increased +5.6%
English Language Arts		Low 62 points below level 3	Increased +10.9 points
Mathematics		Very Low 122.6 points below level 3	Increased +5.1 points

Performance Levels:  Blue (Highest)  Green  Yellow  Orange  Red (Lowest)

Sierra



Staffing Structure

6th Grade Teachers 11
7th Grade Teachers 12
8th Grade Teachers 11
Special Ed Teachers 7
Support Staff by Position Outreach Specialist - 1 Intervention Specialist - 2 Acad. Program Leader - 1 Office Teacher - 1 Resource Specialist - 1

School Programs

SPED - M/M, SH, ED,
AUT HF

PLTW Launch

Social-Emotional
Learning Pilot Site

Thinking Maps School
(by Dec. of 2017)

Achieve 3000

Regional Parent Center