

Preliminary DF3 17-18

Grade	ELA		Math	
	Level 3 Cut Score	Distance from 3	Level 3 Cut Score	Distance from 3
3	2432	36	2436	31
4	2473	21	2485	-9
5	2502	40	2528	-6
6	2531	5	2552	-27
Avg.		26		-3

Franklin



17/18 Attendance:	94.16%
17/18 Enrollment:	526
17/18 EL Population:	8.7%

EL Reclassification

2015-16		2016-17		2017-18	
# of Students	%	# of Students	%	# of Students	%
15	23.1%	2	4.4%	8	16%

Principal - Carla Tafoya

Demographic Data:







59.3%	Hispanic
10.5%	African American
23.2%	White
7.0%	Other


Quarterly Balanced Data (3 yr Trend)

		African American				Hispanic				White				Other				School Wide			
		Not Met	Nearly Met	Met	Exceed.	Not Met	Nearly Met	Met	Exceed.	Not Met	Nearly Met	Met	Exceed.	Not Met	Nearly Met	Met	Exceed.	Not Met	Nearly Met	Met	Exceed.
ELA	17-18	33%	13%	29%	25%	17%	20%	35%	27%	5%	2%	41%	52%	21%	7%	14%	57%	16%	15%	37%	33%
	16-17	26%	11%	44%	19%	19%	23%	27%	31%	7%	7%	28%	59%	7%	7%	14%	71%	16%	17%	28%	39%
	15-16	39%	26%	26%	9%	18%	19%	26%	36%	3%	2%	37%	58%	8%	15%	31%	46%	16%	17%	30%	38%
Math	17-18	44%	36%	16%	4%	22%	26%	30%	22%	9%	18%	25%	48%	21%	29%	21%	29%	22%	26%	26%	26%
	16-17	22%	41%	22%	15%	27%	24%	24%	27%	10%	22%	21%	47%	0%	36%	14%	50%	20%	26%	22%	32%
	15-16	39%	30%	17%	13%	18%	32%	31%	19%	5%	14%	34%	47%	8%	31%	31%	31%	16%	27%	30%	27%

California School Dashboard

Status and Change Report

State Indicator	All Student Performance	Status	Change
Chronic Absenteeism	N/A	N/A	N/A
Suspension Rate		Medium 2%	Declined Significantly -1.3%
English Learner Progress		Medium 72%	Increased Significantly +15.9%
English Language Arts		High 40.8 points above level 3	Increased Significantly +38.9 points
Mathematics		High 13.6 points above level 3	Increased Significantly +23.7 points

Performance Levels:  Blue (Highest)  Green  Yellow  Orange  Red (Lowest)

Staffing Structure

Kinder Teachers 4
1st Grade Teachers 3
2nd Grade Teachers 4
3rd Grade Teachers 4
4th Grade Teachers 3
5th Grade Teachers 2
6th Grade Teachers 3
Special Ed Teachers 1
Support Staff by Position
Academic Coach - 1 Office Teacher - 1

Franklin



School Programs

SPED - M/M

Regional Parent Center

Thinking Maps School