

ClassLink


Hello,

SWCSD#2 uses ClassLink as a web page that lets students access programs they are registered to have a “one click” link to automatically log them in. The following links are customized to our district. Click or copy and paste the link onto the device you are using, and you will be logged into our ClassLink homescreen sign on page.

WINDOWS COMPUTER

Using a desktop/laptop/chromebook use this link:

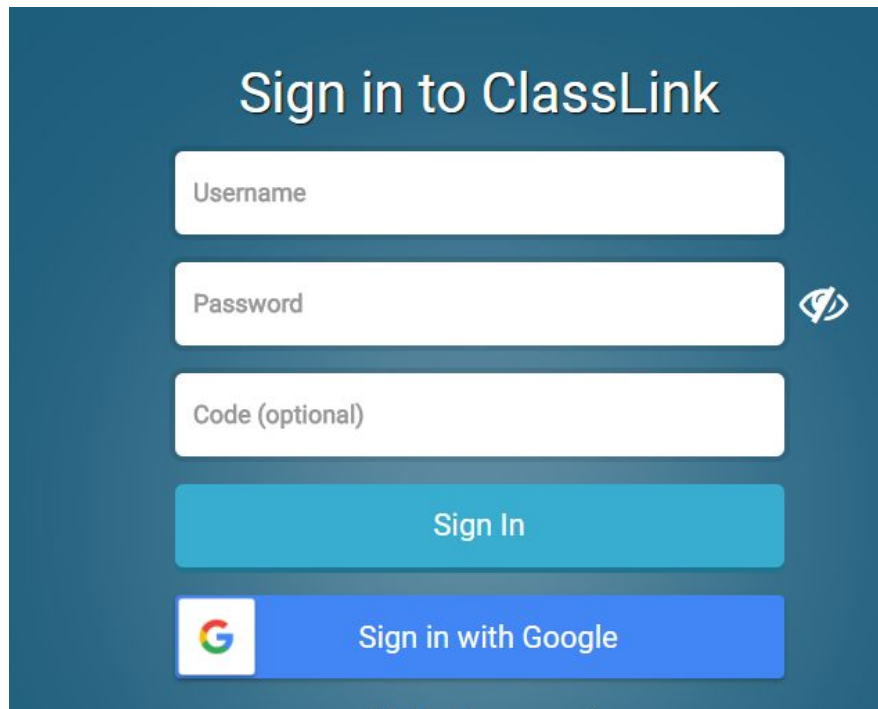
<https://launchpad.classlink.com/swcsd2>



This is the sign in screen using a desktop, chromebook, or laptop. Students can click the Sign in with Google box and enter their username and password.

If a student uses a QuikCard for logon, and needs a copy of their own, please contact 872-5500 to have one e-mailed to you.

If you reach this screen



The image shows a sign-in screen for ClassLink. The background is a dark teal color. At the top, the text "Sign in to ClassLink" is displayed in white. Below this, there are three white input fields stacked vertically. The first field is labeled "Username", the second "Password", and the third "Code (optional)". To the right of the "Password" field is a small icon of an eye with a slash through it, indicating a toggle for password visibility. Below the input fields is a teal button labeled "Sign In". At the bottom, there is a blue button with the Google logo on the left and the text "Sign in with Google" on the right.

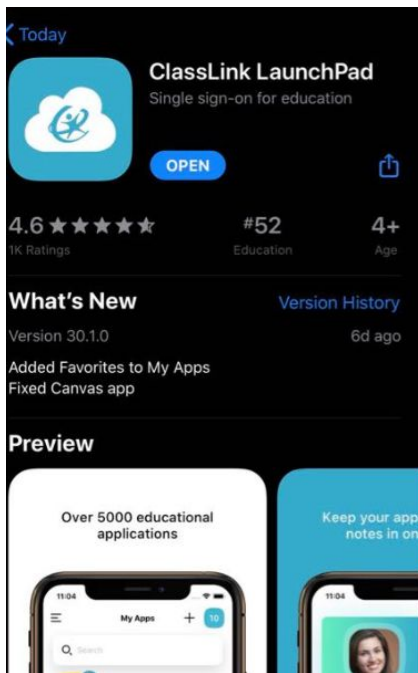
Please use the Sign in with Google button and enter your students username and password. If you do not know what this is please contact 872-5500 and ask to be directed to the ClassLink Help. Leave a message if the call is not answered and we will respond as quickly as possible

APPLE

Using an Ipad/Iphone/Macbook use this link:

<https://apps.apple.com/us/app/classlink-launchpad/id524297631?mt=8>

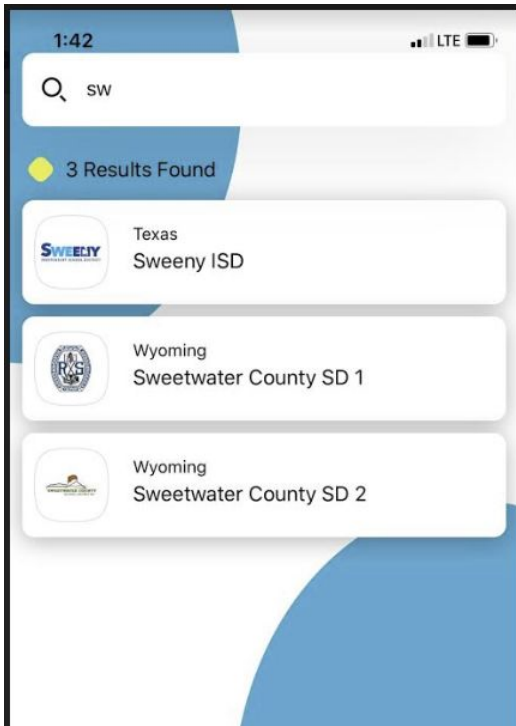
You will be prompted to download the app.




After downloading the app, you will need to click on the ClassLink Icon.



This will bring up a screen to search for our school. Type in Sweetwater County SD 2 in the search bar.



Click on our school and you will be directed to the district login screen.




This is the sign in screen using a desktop, chromebook, or laptop. Students can click the Sign in with Google box and enter their username and password.

If a student uses a QuikCard for logon, and needs a copy of their own, please contact 872-5500 to have one e-mailed to you.

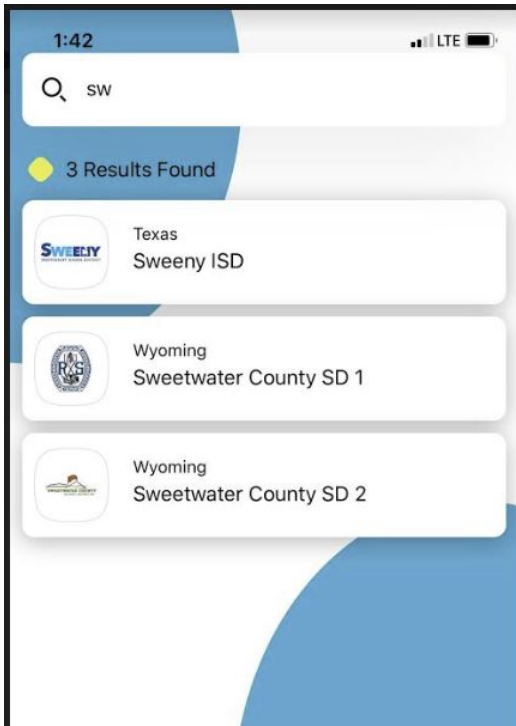
ANDROID

Using an android/google device use this link:


<https://play.google.com/store/apps/details?id=com.classlink.launchpad.android&hl=en>



Install the app to your phone/tablet



Click on our school and you will be directed to the district login screen.



This is the sign in screen using a desktop, chromebook, or laptop. Students can click the Sign in with Google box and enter their username and password.

If a student uses a QuikCard for logon, and needs a copy of their own, please contact 872-5500 to have one e-mailed to you.

Applications that are supported by our district with the single sign on option and have been used by students in the classroom are as follows:



IXL

- A math and language site that provides online practice of skills related to the students grade level. This application is available to all K-8th grade students.



Education City

- The service provides educational learning experiences mapped to the National Curriculum in English, Mathematics, Language education. This application is available to all K-5th grade students.



Study Island

- Study Island is an online resource designed to support and monitor mastery of state standards for students in grades K-12 in the subjects of reading, writing, mathematics, science and social studies. This application is available to all k-12 students.

If you require further assistance, please contact 872-5500 and ask for support with ClassLink.