



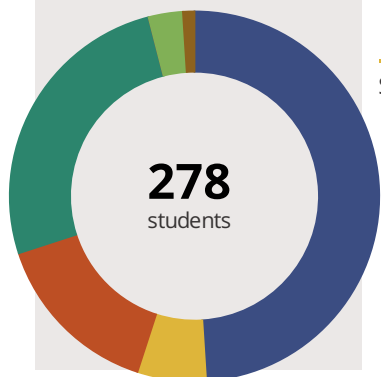
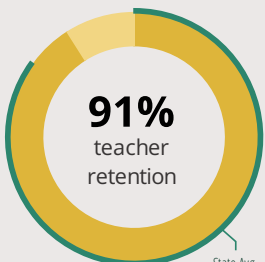
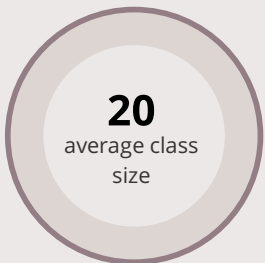
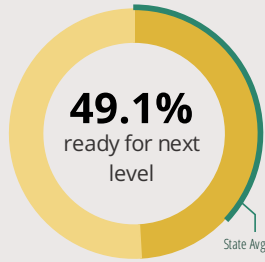
# Manor Hill Elem School

1464 S Main St Lombard, IL 60148 (630) 827-4300

Grades: K - 5  
District: Lombard SD 44

Principal: Mr. Eric Haren  
Superintendent: Mr. Theodore Sec

## FAST FACTS



## Academic Success

Elementary All Illinois students in grades 3-8 take the PARCC assessment each year. High school students take the SAT in Math and English Language Arts.

<b>School</b>	Fewer than 10 students
<b>District</b>	Fewer than 10 students
<b>State</b>	Fewer than 10 students

■ Did Not Meet 
 ■ Partially Met 
 ■ Approached 
 ■ Met 
 ■ Exceeded

## Success by Student Group

This display shows PARCC performance levels for each student group. No data is shown for groups with fewer than 10 students.

<b>White</b>	Fewer than 10 students
<b>Black</b>	Fewer than 10 students
<b>Hispanic</b>	Fewer than 10 students
<b>Low Income</b>	Fewer than 10 students
<b>English Learners</b>	Fewer than 10 students
<b>With Disabilities</b>	Fewer than 10 students

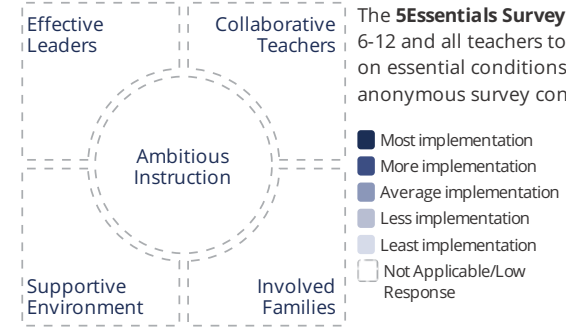
■ Did Not Meet 
 ■ Partially Met 
 ■ Approached 
 ■ Met 
 ■ Exceeded

## Student Characteristics

<span style="color: blue;">■</span> White	49%	<span style="color: lightgrey;">■</span> Low Income	32%
<span style="color: yellow;">■</span> Black	6%	<span style="color: lightgrey;">■</span> English Learners	25%
<span style="color: red;">■</span> Hispanic	15%	<span style="color: lightgrey;">■</span> With Disabilities	21%
<span style="color: green;">■</span> Asian	26%	<span style="color: lightgrey;">■</span> Homeless	2%
<span style="color: purple;">■</span> American Indian	0%		
<span style="color: lightgreen;">■</span> Two or More Races	3%		
<span style="color: brown;">■</span> Pacific Islander	1%		

## School Environment

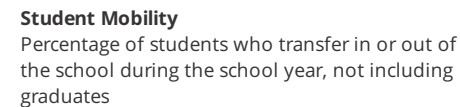
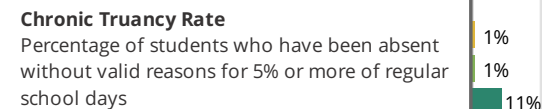
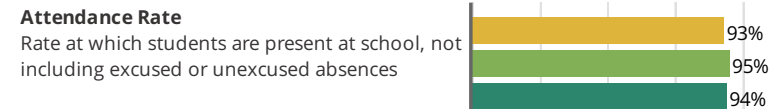
The **5Essentials Survey** allows students in grades 6-12 and all teachers to share their perspectives on essential conditions for learning. The anonymous survey consists of 5 components.



<b>Response Rates</b>	
Students	-
Teachers	-

- Effective Leaders**  
Do principals and teachers implement a shared vision for success?
- Collaborative Teachers**  
Do teachers collaborate to promote professional growth?
- Ambitious Instruction**  
Are the classes challenging and engaging?
- Supportive Environment**  
Is the school safe, demanding, and supportive?
- Involved Families**  
Does the entire staff build strong external relationships?

## Student Attendance and Mobility





# Manor Hill Elem School

## School Highlights

### Academic Courses

Band, English Language Support, Orchestra, Title 1 Programs

### Career Development Courses and Programs

### Physical Education, Health and Wellness

Child Assault Prevention, Health Education Courses, Human Growth and Development, Nutrition

### Athletics

### Other Programs and Activities

After School Care, Before School Care, Differentiated Math Support, Differentiated Reading Support, Fire Safety and Prevention, Great Books, Junior Achievement, Kiwanis Club Programs, Parent Associations, Smile Squad - onsite dental services, Student Council/Government

### School Personnel Resources

English as a Second Language Teacher, Paraprofessional, Reading Teacher, School Nurse, School Social Worker, Special Education Teacher, Speech Language Pathologist-non teaching

### School Awards

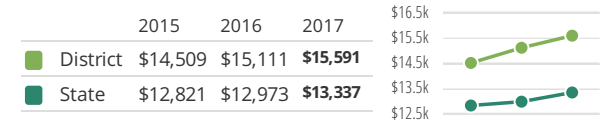
### Facilities

## District Finance

**Instructional Spending per Pupil** includes only the activities directly dealing with the teaching of students or the interaction between teachers and students.



**Operational Spending per Pupil** includes all costs for overall operations in this school's district, including Instructional Spending, but excluding summer school, adult education, capital expenditures, and long-term debt payments.



## Educator Measures

This school has had **2 principal(s)** over the past 6 years. In the last three years, an average of **91% of teachers** return to this school each year.

## FOR MORE INFORMATION

Visit [IllinoisReportCard.com](http://IllinoisReportCard.com) to see additional details about each item of information for this school. There you will find charts spanning multiple years, detailed explanations, resources, more of the school's programs and activities, and powerful tools that let you dig deeper into data.

Most of this data has been collected by ISBE from school districts through data systems. Some information, such as the School Highlights, is entered directly by principals and can be updated throughout the year.