

# Preliminary DF3 17-18

Grade	ELA		Math	
	Level 3 Cut Score	Distance from 3	Level 3 Cut Score	Distance from 3
7	2552	-23	2567	-67
8	2567	-45	2586	-95
Avg.		-34		-81

# Chipman



**Principal - Tomas Prieto**  
**Vice Principal - Jason Walker**

17/18 Attendance:	94.62%
17/18 Enrollment:	892
17/18 EL Population:	9.9%

## EL Reclassification

2015-16		2016-17		2017-18	
# of Students	%	# of Students	%	# of Students	%
13	14.8%	40	46%	16	23.9%

## Demographic Data:



- 75.3% ■ Hispanic
- 6.7% ■ African American
- 13.1% ■ White
- 4.9% ■ Other





## Smarter Balanced Data (3 yr Trend)

		African American				Hispanic				White				Other				School Wide			
		Not Met	Nearly Met	Met	Exceed.	Not Met	Nearly Met	Met	Exceed.	Not Met	Nearly Met	Met	Exceed.	Not Met	Nearly Met	Met	Exceed.	Not Met	Nearly Met	Met	Exceed.
ELA	17-18	48%	22%	24%	6%	35%	25%	31%	9%	27%	28%	32%	13%	33%	23%	26%	19%	35%	26%	28%	11%
	16-17	47%	17%	26%	11%	40%	28%	26%	6%	35%	25%	28%	11%	25%	17%	34%	25%	34%	25%	30%	10%
	15-16	48%	30%	20%	2%	40%	29%	27%	4%	26%	29%	35%	10%	23%	38%	23%	15%	39%	27%	26%	8%
Math	17-18	58%	23%	13%	6%	49%	29%	12%	11%	37%	27%	18%	18%	42%	28%	14%	16%	52%	25%	13%	11%
	16-17	52%	29%	10%	8%	51%	29%	14%	7%	43%	23%	23%	11%	38%	17%	13%	33%	47%	28%	13%	12%
	15-16	62%	19%	14%	5%	54%	26%	13%	6%	41%	20%	28%	12%	31%	15%	15%	38%	49%	28%	15%	8%

Note: N/A displayed for <10 students.

# California School Dashboard

## Status and Change Report

State Indicator	All Student Performance	Status	Change
Chronic Absenteeism	N/A	N/A	N/A
Suspension Rate		Medium 7.4%	Declined -1.2%
English Learner Progress		High 76.5%	Increased +5.5%
English Language Arts		Low 40.3 points below level 3	Maintained +1.5 points
Mathematics		Low 75.6 points below level 3	Maintained +3.4 points

Performance Levels:  Blue (Highest)  Green  Yellow  Orange  Red (Lowest)

# Chipman



## Staffing Structure

7th Grade Teachers 13
8th Grade Teachers 15
Special Ed Teachers 9
Support Staff by Position  Academic Coach - 1 Acad. Program Leader - 1

## School Programs

SPED - M/M, DHH, ED, AUT
PLTW Gateway
STAR Math Pilot
Regional Parent Center