



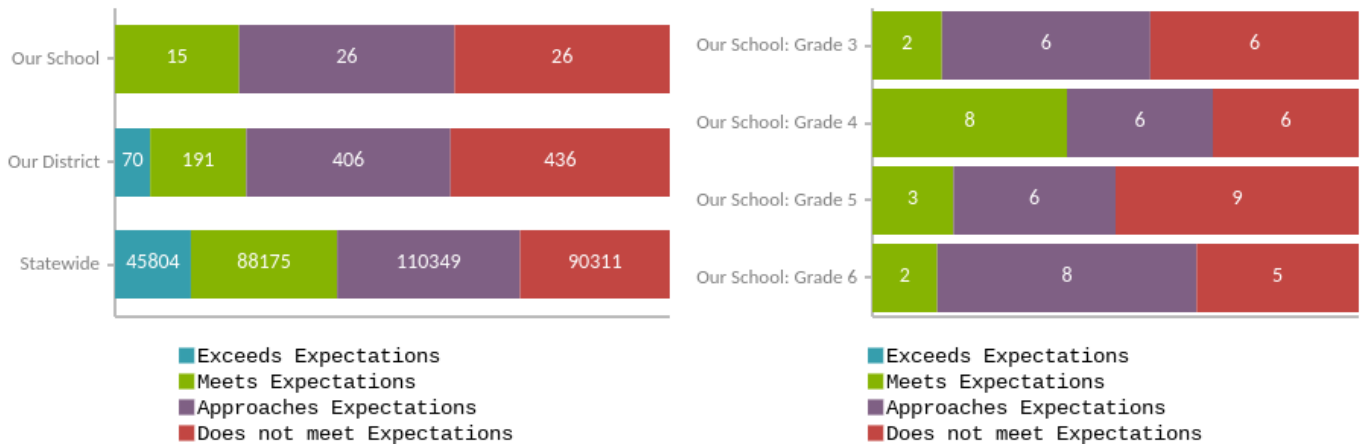
2017 Report Cards

MCCROREY-LISTON SCHOOL OF TECHNOLOGY

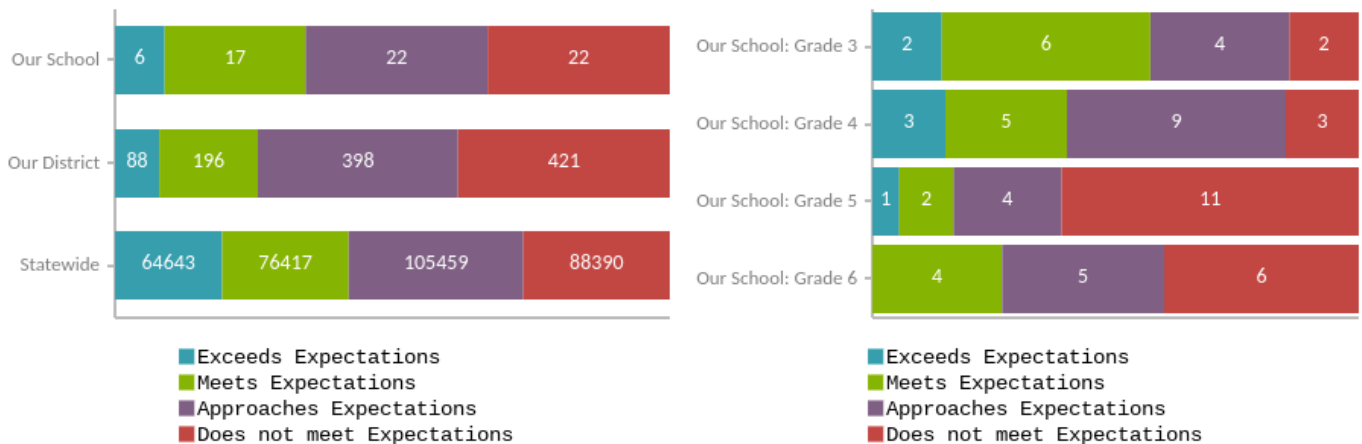
Principal: Dr. Chandra Bell	Enrollment: 148	State Rating History*
Superintendent: Dr. J.R. Green	Grades: PK-6	Past Year's Ratings
Board Chair: Beth Reid	Teachers: 14	2014 - Average
School Phone: 803-635-9490		2013 - Average
		2012 - Below Average

SC READY South Carolina College-and Career-Ready Assessments

English

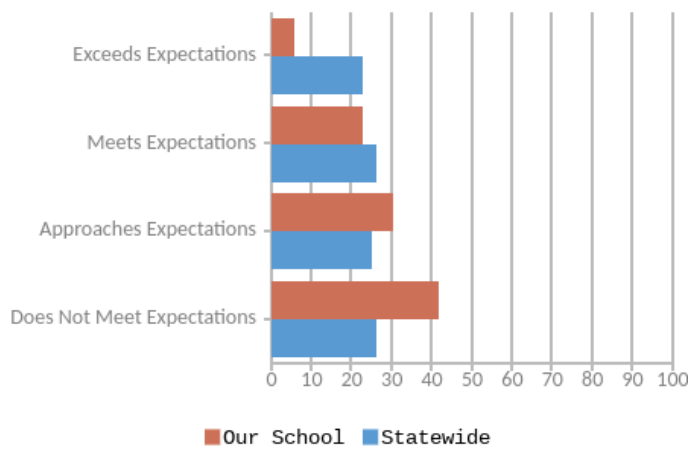


Mathematics



SCPASS

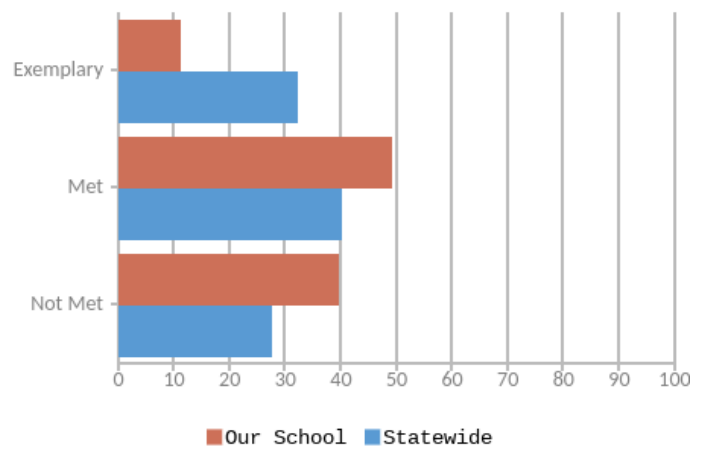
Science



Our School: Percent Met and Above for each grade level

4th Grade	5th Grade	6th Grade
50.0	11.1	20.0

Social Studies



Our School: Percent Met and Above for each grade level

4th Grade	5th Grade	6th Grade
95.0	22.2	60.0

Opportunities

For students to meet the profile of the SC Graduate

	Our School	Change from last year
Students (n = 148)		
% of students in poverty (TANF, Medicaid, SNAP, foster child or homeless)	80.1	Down from 84.8
Attendance rate	95.9	Down from 96.0
With disabilities	17.3	Up from 0.0
Out-of-school suspensions or expulsions for violent and/or criminal offenses	N/AV	N/A
Percentage of students served by gifted and talented program	7.7	Down from 12.0
Percentage of students retained	0.8	Up from 0.0
Teachers (n = 14)		
Percentage of teachers with advanced degrees	64.3	Down from 64.7
Percentage of teachers on continuing contract	50.0	Down from 52.9
Teachers returning from previous year	77.6	Down from 83.5
Teacher attendance rate	98.9	Down from 100.0
Average teacher salary	\$48,495	Up from \$46,208
Professional development days/teacher	0.2	Down from 5.7
Percentage of teacher vacancies for more than 9 weeks	N/AV	N/A
School		
Principal's/Superintendent's/Director's years at school/district	10	Up from 9
Student-teacher ratio in core subjects	N/AV	N/A
Prime instructional time	94.8	Up from 94.5
Opportunities in the arts	N/AV	No change
AdvancEd (SACS) accreditation	Yes	No change
Parents attending conferences	N/AV	N/A
Character development program	N/AV	No change
Average age of books / electronic media in the school library	5.0	Down from 15.0
Number of resources available per student in the school library media center	28.6	Down from 48.6
Percent of classrooms with wireless access	91-100%	No change

Percent of students served by 1:1 learning	61-70%	N/A
Number of devices dedicated for student use	104	Up from 92
Percentage of classes not taught by highly qualified teachers	Under Revision	N/A
Dollars spent per pupil	N/AV	N/A
Percent of expenditures for instruction	N/AV	N/A
Percent of expenditures for teacher salaries	N/AV	N/A
Number of online or blended (50% online) courses offered	N/AV	N/A

Evaluations by Teachers, Students, and Parents

Evaluations: Data Currently Unavailable - This information may not have been released yet

*Only students at the highest elementary school grade and their parents were included.