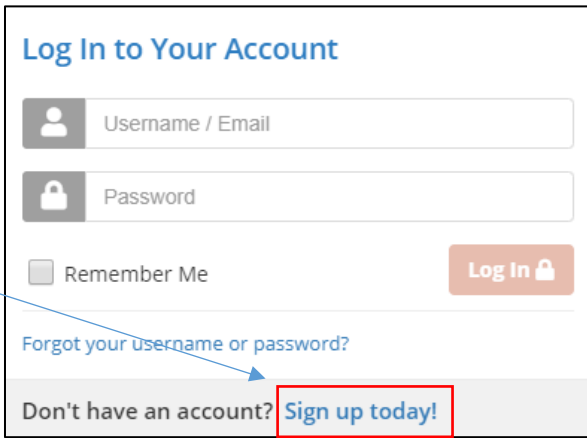


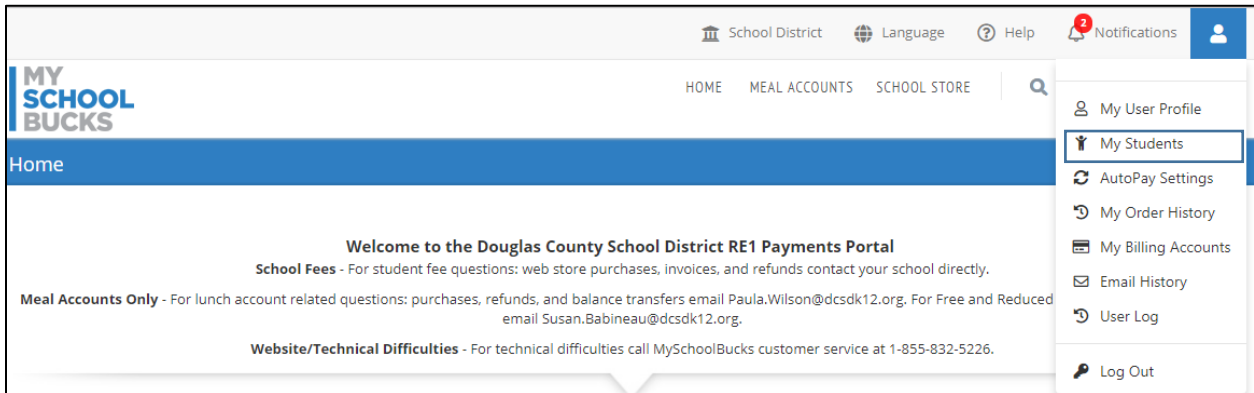
To pay your child's fees at STEM School, you need to have a MySchoolBucks account. Go to [www.myschoolbucks.com](http://www.myschoolbucks.com). If you have an account, log in. If you do not have an account, click on [Sign up today!](#)



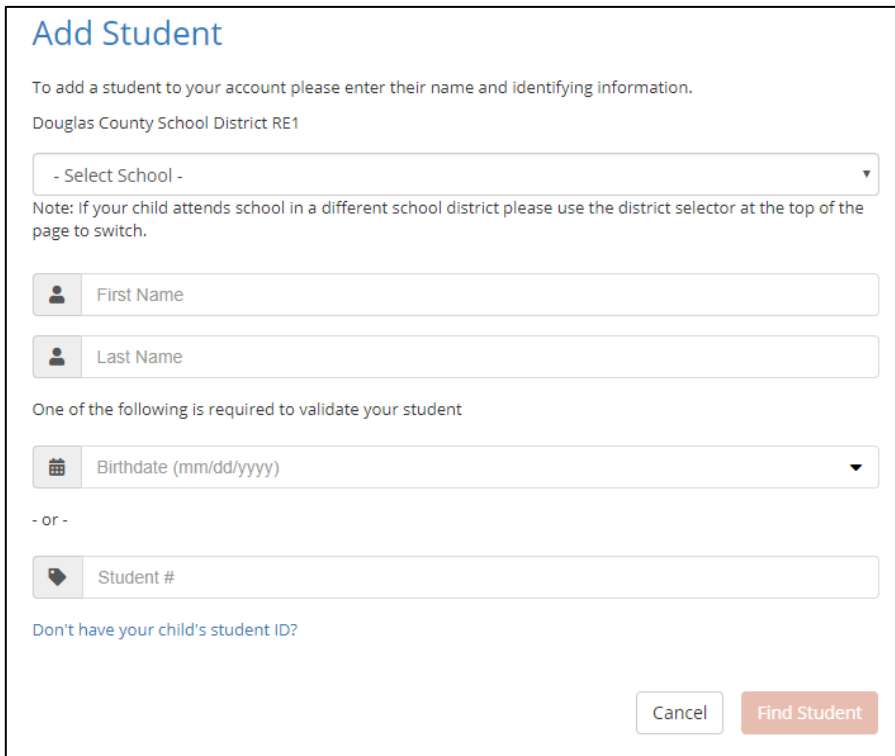
After creating a parent account in MSB, you need to attach your children to your account. This will allow you to pay school fees as well as view store products in your child's school store.

To add a child to your account:

Log in to MySchoolBucks and then click the blue silhouette in the upper right hand corner and choose My Students.



After clicking My Students, click on **Add Student** and fill out the following:



Once you have filled in the information to the left, click the Find Students button. You will confirm that you want to add the selected student, then you are done!! You will now see item's in your child's school store and be able to add funds to your child's cafeteria account.

Still having trouble? Call MSB Parent support at 1-855-832-5226 Mon-Fri: 7am – 7pm Eastern