

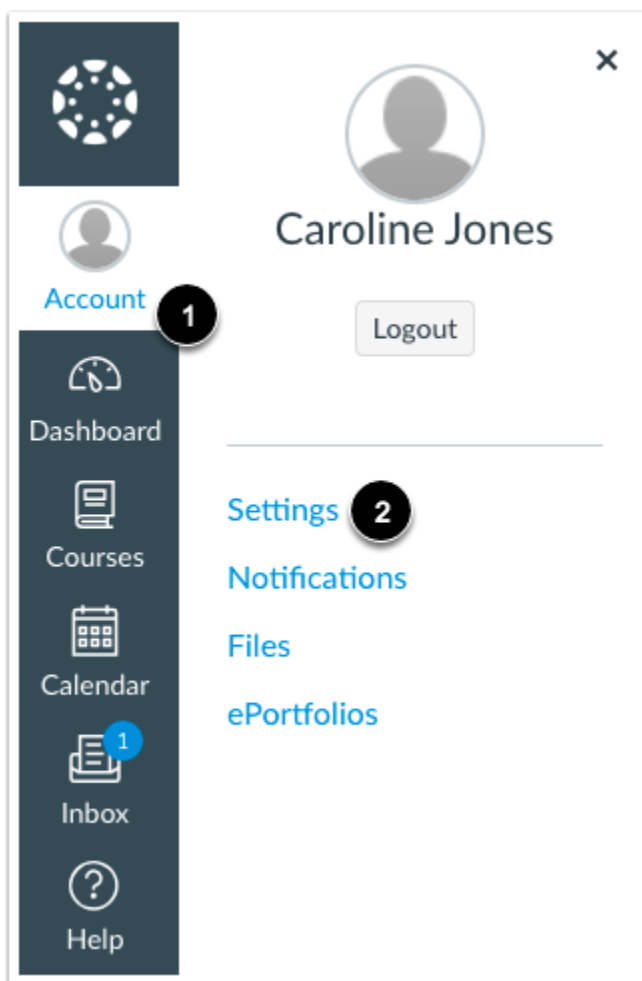
Link Another Student to Observer Account

If you [signed up for a Canvas account as a parent](#) and linked yourself to a student, you can add additional students to observe within the same institution.

Note:

- You cannot add students whose accounts are not within the same institution (Canvas URL) as yours. To observe students in another institution, you must sign up for an account using that institution's Canvas URL.

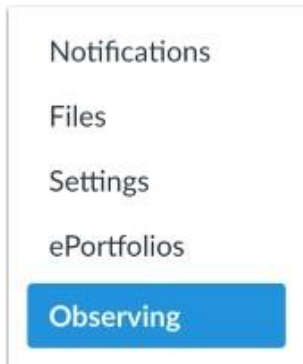
Open User Settings



In Global Navigation, click the **Account** link [1], then click the **Settings** link [2].

Link Another Student to Observer Account

Open Observing



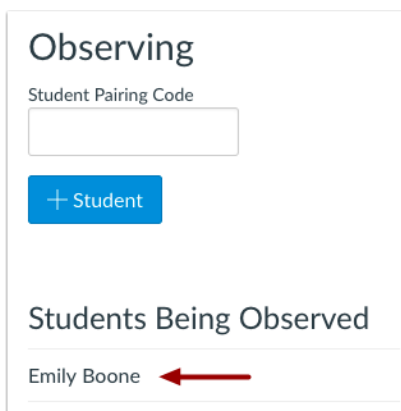
In User Navigation, click the **Observing** link.

Add Student



Type the pairing code in the **Student Pairing Code** (See instructions to **Generate Student Pairing Code**) field [1] and click the **Add Student** button [2].

View Student



View the paired student.