



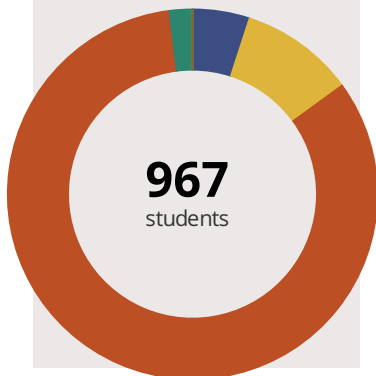
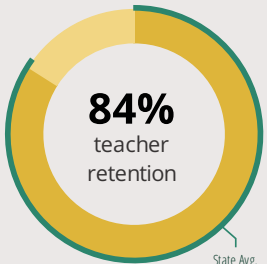
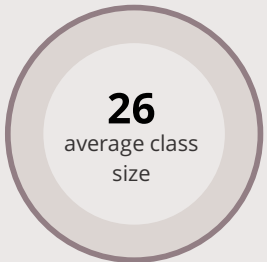
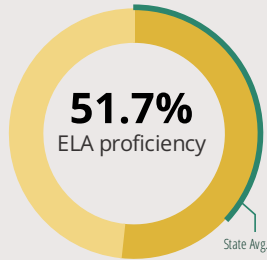
Lincoln Middle School

6432 16th St Berwyn, IL 60402 (708) 795-2475

Grades: 6 - 8
District: Berwyn North SD 98

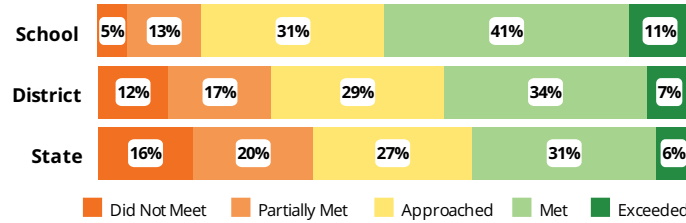
Principal: Ms. Michelle Smith
Superintendent: Dr. Carmen Ayala

FAST FACTS



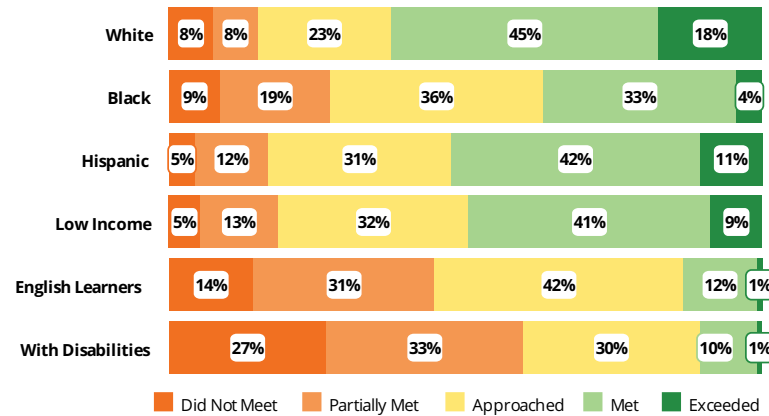
Academic Success

All Illinois students in grades 3-8 take the PARCC assessment each year. High school students take the SAT in Math and English Language Arts.



Success by Student Group

This display shows PARCC ELA performance levels for each student group. No data is shown for groups with fewer than 10 students.



Student Characteristics

White	5%	Low Income	90%
Black	10%	English Learners	12%
Hispanic	83%	With Disabilities	14%
Asian	2%	Homeless	1%
American Indian	0%		
Two or More Races	0%		
Pacific Islander	0%		

School Environment



The **5Essentials Survey** allows students in grades 6-12 and all teachers to share their perspectives on essential conditions for learning. The anonymous survey consists of 5 components.

- Most implementation
- More implementation
- Average implementation
- Less implementation
- Least implementation
- Not Applicable/Low Response

Response Rates

Students	-
Teachers	-

Effective Leaders

Do principals and teachers implement a shared vision for success?

Collaborative Teachers

Do teachers collaborate to promote professional growth?

Ambitious Instruction

Are the classes challenging and engaging?

Supportive Environment

Is the school safe, demanding, and supportive?

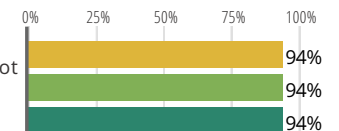
Involved Families

Does the entire staff build strong external relationships?

Student Attendance and Mobility

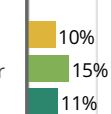
Attendance Rate

Rate at which students are present at school, not including excused or unexcused absences



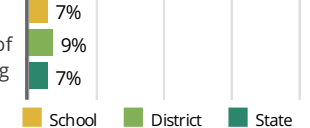
Chronic Truancy Rate

Percentage of students who have been absent without valid reasons for 5% or more of regular school days



Student Mobility

Percentage of students who transfer in or out of the school during the school year, not including graduates





Lincoln Middle School

School Highlights

Academic Courses

Lincoln Middle School offers a variety of academic and elective courses: 75 min-ELA & Math 75 min-Science & Social Studies (one per semester) Honors Math & ELA (academically advanced) PE/Health every day to all students Spanish, Speech/Theatre, Music, Band, Art, & Technology/Computers Mimio boards and Chrome Books are used to enhance instruction.

Physical Education, Health and Wellness

Health Education Courses, Nutrition

Other Programs and Activities

8-9th Grade Transition Workshops, Art Club, Drama/Theatre, Environmental Club, Family Nights, Homework Club, Marching Band, Math Club, Music Club, National Honor Society, Newspaper, Student Council/Government, Technology Club, Tutoring Program, Yearbook Club

School Awards

Career Development Courses and Programs

Athletics

Boy's Basketball, Boy's Volleyball, Girl's Basketball, Girl's Volleyball, Intramural Sports

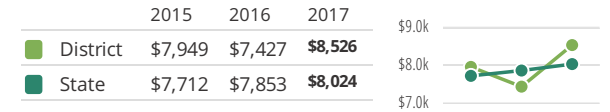
School Personnel Resources

Bilingual Education Teacher, English as a Second Language Teacher, Librarian/Media Specialist, Reading Specialist, School Nurse, School Social Worker, School Social Worker Intern, Special Education Teacher, Student Dean, Technology Specialist

Facilities

District Finance

Instructional Spending per Pupil includes only the activities directly dealing with the teaching of students or the interaction between teachers and students.



Operational Spending per Pupil includes all costs for overall operations in this school's district, including Instructional Spending, but excluding summer school, adult education, capital expenditures, and long-term debt payments.



Educator Measures

This school has had **2 principal(s)** over the past 6 years. In the last three years, an average of **84% of teachers** return to this school each year.

FOR MORE INFORMATION

Visit IllinoisReportCard.com to see additional details about each item of information for this school. There you will find charts spanning multiple years, detailed explanations, resources, more of the school's programs and activities, and powerful tools that let you dig deeper into data.

Most of this data has been collected by ISBE from school districts through data systems. Some information, such as the School Highlights, is entered directly by principals and can be updated throughout the year.