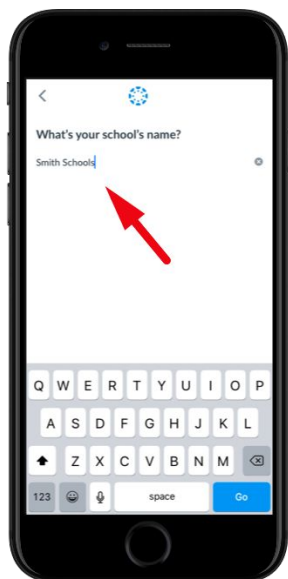


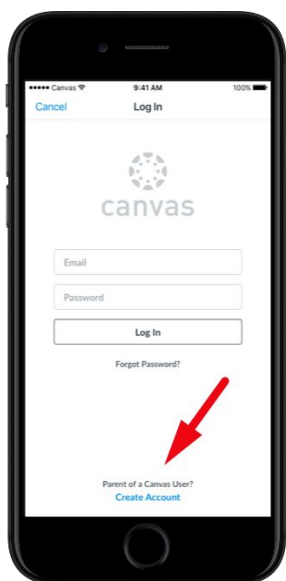


How to connect with your student using the Canvas Parent mobile app.

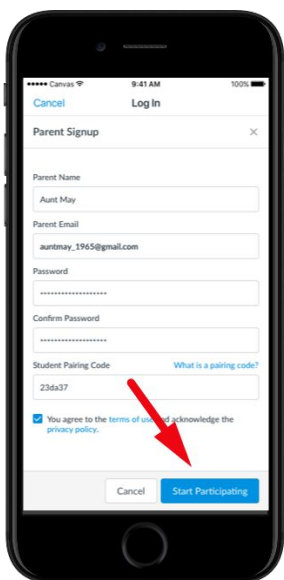
1 Download the Canvas Parent app from the App Store or Google Play.



2 Open the Canvas Parent app, tap the Find my School button, enter [SCHOOL NAME], and proceed.



3 Tap Create Account link at the bottom of the login page.



4 Fill out the signup form, including the pairing code that was shared with you, and tap Start Participating.



5 You're now connected!