



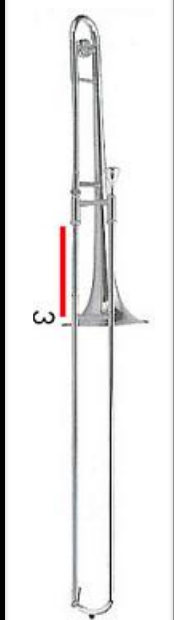

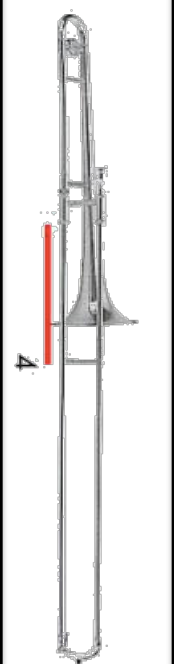
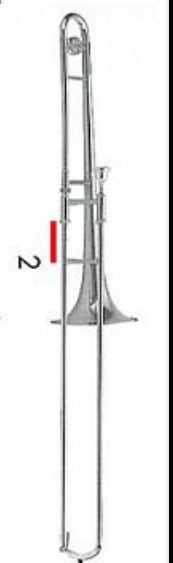



Trombone



Do	re	mi	fa	so	la	ti	do
B \flat	C	D	E \flat	F	G	A	B \flat
1	6	4	3	1	4	2	1
							

This diagram illustrates the slide positions for a Trombone across eight notes: Do, re, mi, fa, so, la, ti, and do. Each note is shown on a musical staff with its corresponding letter name, scientific pitch notation, and slide position. Below each note is a detailed diagram of the trombone with a red vertical line indicating the slide's position and a number (1-6) identifying it. The notes and their positions are: Do (B \flat , 1), re (C, 6), mi (D, 4), fa (E \flat , 3), so (F, 1), la (G, 4), ti (A, 2), and do (B \flat , 1).